











CATÁLOGO DE PIEZAS DE REPUESTO













































ZONTES - T310 2 - ALEACIÓN















BETAMOTOR ARGENTINA S.A.





| FIG. | NOMBRE | IMAGEN CONJUNTO | IMAGEN DE PARTES | Nº | CÓDIGO | DESCRIPCIÓN | CANT. |
|------|-----------------------|--|---|----|-----------------|-----------------------------------|-------|
| 1 | PARABRISAS |  |  | 1 | ZT1251100101000 | Bulon M6x12 | 4 |
| | | | | 2 | ZT1224200072000 | Bagueta izq parabrisas | 1 |
| | | | | 3 | ZT1224200073000 | Bagueta der parabrisas | 1 |
| | | | | 4 | ZT1224200071000 | Parabrisas | 1 |
| | | | | 5 | ZT1251100102000 | Bulon M6x16 | 4 |
| | | | | 6 | ZT1274100057095 | Buje 6.2x8.5x3.5 + 14x1.5 | 4 |
| | | | | 7 | ZT1244100052000 | Arandela Goma 8.5x14x1 | 4 |
| | | | | 8 | ZT1251300063093 | Grampa M6X11x15 | 4 |
| | | | | 9 | | | |
| 2 | SOPORTE DE PARABRISAS |  |  | 1 | ZT1274200112000 | Soporte izq. Parabrisas | 1 |
| | | | | 2 | ZT1244200048000 | Goma Soporte Izquierdo Parabrisas | 1 |
| | | | | 3 | ZT1274200113000 | Soporte der. Parabrisas | 1 |
| | | | | 4 | ZT1244200089000 | Goma Soporte Derecho Parabrisas | 1 |
| | | | | 5 | ZT1274200030000 | Perno Fijación de Parabrisas | 4 |
| | | | | 6 | ZT1264100006000 | Seguer E | 4 |
| | | | | 7 | ZT1170300064000 | Faro Giro Del. Derecho | 1 |
| | | | | 8 | | | |
| | | | | 9 | | | |





| FIG. | NOMBRE | IMAGEN CONJUNTO | IMAGEN DE PARTES | Nº | CÓDIGO | DESCRIPCIÓN | CANT. |
|------|---|--|---|----|-----------------|------------------------------|-------|
| 3 | BRAZO SUPERIOR SOPORTE PARABRISAS |  |  | 1 | ZT1224200093000 | Tope brazo sup de parabrisas | 2 |
| | | | | 2 | ZT1274200136000 | Arandela | 2 |
| | | | | 3 | ZT1250601093000 | Rodamiento 6802 | 2 |
| | | | | 4 | ZT1274200114000 | Brazo sup de parabrisas | 2 |
| | | | | 5 | ZT1260100218000 | Resorte brazo de parabrisas | 2 |
| | | | | 6 | | | |
| | | | | 7 | | | |
| | | | | 8 | | | |
| | | | | 9 | | | |
| 4 | BRAZO INFERIOR SOPORTE PARABRISAS |  |  | 1 | ZT1274200143000 | Brazo inf izq parabrisas | 1 |
| | | | | 2 | ZT1274200144000 | Brazo inf der parabrisas | 1 |
| | | | | 3 | ZT1274200118000 | Soporte brazo inf | 2 |
| | | | | 4 | ZT1250201046000 | Tornillo | 4 |
| | | | | 5 | ZT1244200075000 | Buje parabrisas | 4 |
| | | | | 6 | | | |
| | | | | 7 | | | |
| | | | | 8 | | | |
| | | | | 9 | | | |





| FIG. | NOMBRE | IMAGEN CONJUNTO | IMAGEN DE PARTES | | | Nº | CÓDIGO | DESCRIPCIÓN | CANT. |
|------|-----------------------------|--|---|---|---|----|-----------------|--|-------|
| 5 | MOTOR PARABRISAS |  |  |  |  | 1 | ZT1224200142000 | Cobertor Soporte Motor Parabrisas | 1 |
| | | |  |  |  | 2 | ZT1224100010000 | Remache Plastico Expansión | 3 |
| | | |  |  |  | 3 | ZT1251100101000 | Bulon M6x12 | 3 |
| | | |  |  |  | 4 | ZT1250501010000 | Grower 6 | 3 |
| | | |  |  |  | 5 | ZT1184200073000 | Unidad de control de parabrisas | 1 |
| | | |  |  |  | 6 | ZT1244200073000 | Recubrimiento de goma de la unidad de cont | 1 |
| | | |  |  |  | 7 | ZT1274200137000 | Soporte motor parabrisas | 1 |
| | | |  |  |  | 8 | ZT1184200074000 | Motor del parabrisas | 1 |
| | | |  |  |  | 9 | ZT1244200074000 | Protector del motor del parabrisas | 1 |
| 6 | INSTRUMENTAL TFT (BIG TANK) |  |  |  |  | 1 | ZT1251112001093 | Bulon M6x16 | 4 |
| | | |  |  |  | 2 | ZT1251100101000 | Bulon M6x12 | 4 |
| | | |  |  |  | 3 | ZT1274200155000 | Soporte Instrumental TFT | 1 |
| | | |  |  |  | 4 | ZT1164200012000 | Instrumental TFT (Big Tank) | 1 |
| | | |  |  |  | 5 | ZT1250303010093 | Tuerca M6 | 3 |
| | | | | | | 6 | ZT1250502010093 | Arandela Esp. 6.1 | 3 |
| | | | | | | 7 | ZT1244200092000 | Silent-Block Instrumental | 3 |
| | | | | | | 8 | ZT1274200115000 | Soporte base tablero y parabrisas | 1 |
| | | | | | | 9 | | | |





| FIG. | NOMBRE | IMAGEN CONJUNTO | IMAGEN DE PARTES | Nº | CÓDIGO | DESCRIPCIÓN | CANT. |
|------|----------------|--|--|----|-----------------|--------------------------------------|-------|
| 7 | FARO DELANTERO |  |    | 1 | ZT1174200022000 | Faro delantero | 1 |
| | | | | 2 | ZT1224100010000 | Remache Plastico Expansión | 1 |
| | | | | 3 | ZT1251100101000 | Bulon M6x12 | 8 |
| | | | | 4 | ZT1251300063093 | Grampa M6X11x15 | 1 |
| | | | | 5 | ZT1224200074000 | Cobertor izq faro delantero | 1 |
| | | | | 6 | ZT1224200075000 | Cobertor der faro delantero | 1 |
| | | | | 7 | ZT1020442048000 | Cobertor frontal faro delantero | 8 |
| | | | | 8 | ZT1244100002000 | Silent-Block Cachas Tanque | 2 |
| | | | | 9 | | | |
| 8 | GUANTERA |  |    | 1 | ZT1224200077000 | Caja guantera | |
| | | | | 2 | ZT1224200078000 | Tapa guantera | 1 |
| | | | | 3 | ZT1274100090000 | Eje Bisagra Cubre Tanque Combustible | 8 |
| | | | | 4 | ZT1260100215000 | Chaveta | 1 |
| | | | | 5 | ZT1260100159000 | Resorte caja guantera | 1 |
| | | | | 6 | ZT1224200099000 | Traba guantera | 1 |
| | | | | 7 | ZT1251300063093 | Grampa M6X11x15 | 8 |
| | | | | 8 | | | |
| | | | | 9 | | | |





| FIG. | NOMBRE | IMAGEN CONJUNTO | IMAGEN DE PARTES | Nº | CÓDIGO | DESCRIPCIÓN | CANT. |
|------|----------------------|--|---|----|-----------------|---------------------------------|-------|
| 9 | SOPORTES DE CABLEADO |  |  | 1 | ZT1250205040095 | Bulon M8X16 | 2 |
| | | | | 2 | ZT1274200105000 | Soporte de cableado izq | 1 |
| | | | | 3 | ZT1274200106000 | Soporte de cableado der | 1 |
| | | | | 4 | ZT1251100102000 | Bulon M6x16 | 6 |
| | | | | 5 | ZT1274100007000 | Buje | 4 |
| | | | | 6 | ZT1244100004000 | Goma Silent-Block | 4 |
| | | | | 7 | ZT1224200082000 | Cobertor delantero del cuadro | 1 |
| | | | | 8 | ZT1270300273000 | Pasacable Flex. L=73 | 3 |
| | | | | 9 | | | |
| 10 | FRENTA NEGRO |  |  | 1 | ZT4044201106021 | Frente Negro | 1 |
| | | | | 2 | ZT4044201109051 | Cobertor de Frente sup izq gris | 1 |
| | | | | 3 | ZT1224200080000 | Cobertor de Frente inf izq gris | 1 |
| | | | | 4 | ZT4044201110051 | Cobertor de Frente sup der gris | 1 |
| | | | | 5 | ZT1224200081000 | Cobertor de Frente inf der gris | 1 |
| | | | | 6 | ZT1251300063093 | Grampa M6X11x15 | 4 |
| | | | | 7 | ZT1251100101000 | Bulon M6x12 | 4 |
| | | | | 8 | ZT1251100102000 | Bulon M6x16 | 2 |
| | | | | 9 | ZT1251200033093 | Parker Allen ST4.2x12 | 8 |

| FIG. | NOMBRE | IMAGEN CONJUNTO | IMAGEN DE PARTES | Nº | CÓDIGO | DESCRIPCIÓN | CANT. |
|------|----------------|--|---|----|-----------------|---------------------------------|-------|
| 11 | FRENTE AZUL |  |  | 1 | ZT4044201135063 | Frente Azul | 1 |
| | | | | 2 | ZT4044201109051 | Cobertor de Frente sup izq gris | 1 |
| | | | | 3 | ZT1224200080000 | Cobertor de Frente inf izq gris | 1 |
| | | | | 4 | ZT4044201110051 | Cobertor de Frente sup der gris | 1 |
| | | | | 5 | ZT1224200081000 | Cobertor de Frente inf der gris | 1 |
| | | | | 6 | ZT1251300063093 | Grampa M6X11x15 | 4 |
| | | | | 7 | ZT1251100101000 | Bulon M6x12 | 4 |
| | | | | 8 | ZT1251100102000 | Bulon M6x16 | 2 |
| | | | | 9 | ZT1251200033093 | Parker Allen ST4.2x12 | 8 |
| 12 | FRENTE NARANJA |  |  | 1 | ZT4044201136033 | Frente Naranja | 1 |
| | | | | 2 | ZT4044201109051 | Cobertor de Frente sup izq gris | 1 |
| | | | | 3 | ZT1224200080000 | Cobertor de Frente inf izq gris | 1 |
| | | | | 4 | ZT4044201110051 | Cobertor de Frente sup der gris | 1 |
| | | | | 5 | ZT1224200081000 | Cobertor de Frente inf der gris | 1 |
| | | | | 6 | ZT1251300063093 | Grampa M6X11x15 | 4 |
| | | | | 7 | ZT1251100101000 | Bulon M6x12 | 4 |
| | | | | 8 | ZT1251100102000 | Bulon M6x16 | 2 |
| | | | | 9 | ZT1251200033093 | Parker Allen ST4.2x12 | 8 |

























































| FIG. | NOMBRE | IMAGEN CONJUNTO | IMAGEN DE PARTES | Nº | CÓDIGO | DESCRIPCIÓN | CANT. |
|------|---|--|---|----|-----------------|---|-------|
| 13 | COBERTOR INFERIOR GUARDABARRO DELANTERO |  |  | 1 | ZT1224200079000 | Cobertor inf guardabarro delantero | 1 |
| | | | | 2 | ZT1251100102000 | Bulon M6x16 | 3 |
| | | | | 3 | ZT1224100010000 | Remache Plastico Expansión | 3 |
| | | | | 4 | | | |
| | | | | 5 | | | |
| | | | | 6 | | | |
| | | | | 7 | | | |
| | | | | 8 | | | |
| | | | | 9 | | | |
| 14 | GUARDABARRO DELANTERO NEGRO |  |  | 1 | ZT4044201380021 | Guardabarro delantero negro con sticker do | 1 |
| | | | | 2 | ZT1251100102000 | Bulon M6x16 | 4 |
| | | | | 3 | ZT1244100037000 | Arandela Silent-Block 12x8.5x2.5 | 4 |
| | | | | 4 | ZT1274100018000 | Buje Silent-Block | 4 |
| | | | | 5 | ZT1274200035194 | Buje Fij. Guardabarro Delantero | 2 |
| | | | | 6 | ZT1274200038000 | Soporte Fijación Flexible Freno Del en Guard: | 1 |
| | | | | 7 | ZT1250402001091 | Remache 3x10 | 1 |
| | | | | 8 | ZT1251100061093 | Bulon M6x22 | 1 |
| | | | | 9 | | | |

| FIG. | NOMBRE | IMAGEN CONJUNTO | IMAGEN DE PARTES | Nº | CÓDIGO | DESCRIPCIÓN | CANT. |
|------|-------------------------------|--|---|----|-----------------|---|-------|
| 15 | GUARDABARRO DELANTERO AZUL |  |  | 1 | ZT4044201381051 | Guardabarro delantero gris con sticker Azul | 1 |
| | | | | 2 | ZT1251100102000 | Bulon M6x16 | 4 |
| | | | | 3 | ZT1244100037000 | Arandela Silent-Block 12x8.5x2.5 | 4 |
| | | | | 4 | ZT1274100018000 | Buje Silent-Block | 4 |
| | | | | 5 | ZT1274200035194 | Buje Fij. Guardabarro Delantero | 2 |
| | | | | 6 | ZT1274200038000 | Soporte Fijación Flexible Freno Del en Guard: | 1 |
| | | | | 7 | ZT1250402001091 | Remache 3x10 | 1 |
| | | | | 8 | ZT1251100061093 | Bulon M6x22 | 1 |
| | | | | 9 | | | |
| 16 | GUARDABARRO DELANTERO NARANJA |  |  | 1 | ZT4044201382051 | Guardabarro delantero gris con sticker naran | 1 |
| | | | | 2 | ZT1251100102000 | Bulon M6x16 | 4 |
| | | | | 3 | ZT1244100037000 | Arandela Silent-Block 12x8.5x2.5 | 4 |
| | | | | 4 | ZT1274100018000 | Buje Silent-Block | 4 |
| | | | | 5 | ZT1274200035194 | Buje Fij. Guardabarro Delantero | 2 |
| | | | | 6 | ZT1274200038000 | Soporte Fijación Flexible Freno Del en Guard: | 1 |
| | | | | 7 | ZT1250402001091 | Remache 3x10 | 1 |
| | | | | 8 | ZT1251100061093 | Bulon M6x22 | 1 |
| | | | | 9 | | | |





| FIG. | NOMBRE | IMAGEN CONJUNTO | IMAGEN DE PARTES | Nº | CÓDIGO | DESCRIPCIÓN | CANT. |
|------|---------------------------|--|---|----|-----------------|--------------------------------------|-------|
| 17 | PROTECTOR CARTER |  |  | 1 | ZT1224200101000 | Tapa protector de carter | |
| | | | | 2 | ZT1274200067000 | Soporte delantero de tapa carter inf | |
| | | | | 3 | ZT1251100101000 | Bulon M6x12 | |
| | | | | 4 | ZT1251100061093 | Bulon M6x22 | |
| | | | | 5 | ZT1250502010093 | Arandela Esp. 6.1 | |
| | | | | 6 | ZT1274100007000 | Buje | |
| | | | | 7 | ZT1244100004000 | Goma Silent-Block | |
| | | | | 8 | | | |
| | | | | 9 | | | |
| 18 | SOPORTES PROTECTOR CARTER |  |  | 1 | ZT1274200065000 | Soporte izq de tapa carter inf | |
| | | | | 2 | ZT1251112005093 | Bulon M6x75 | |
| | | | | 3 | ZT1274200066000 | Soporte der de tapa carter inf | |
| | | | | 4 | ZT1251112003093 | Bulon M6x45 | |
| | | | | 5 | | | |
| | | | | 6 | | | |
| | | | | 7 | | | |
| | | | | 8 | | | |
| | | | | 9 | | | |









| FIG. | NOMBRE | IMAGEN CONJUNTO | IMAGEN DE PARTES | Nº | CÓDIGO | DESCRIPCIÓN | CANT. |
|------|------------------------------------|--|---|----|-----------------|---|-------|
| 19 | TANQUE COMBUSTIBLE |  |  | 1 | ZT4034200009000 | Tanque Combustible (T2) | 1 |
| | | | | 2 | ZT1224100033000 | Tapa Tanque Combustible | 1 |
| | | | | 3 | ZT1240300021000 | Barra Goma del Deflector Viento | 0.17 |
| | | | | 4 | ZT1244100002000 | Silent-Block Cachas Tanque | 4 |
| | | | | 5 | ZT1050954031000 | Bomba Combustible con Flotante T2 | 1 |
| | | | | 6 | ZT1050954006000 | Tubo Inyección Combustible EFI | 1 |
| | | | | 7 | ZT1250105137093 | Bulon M6x16 | 8 |
| | | | | 8 | | | |
| | | | | 9 | | | |
| 20 | SOPORTE TRASERO TANQUE COMBUSTIBLE |  |  | 1 | ZT1250205043093 | Bulon M8X55 | 2 |
| | | | | 2 | ZT1251900028093 | Arandela 9x37.5x2 | 2 |
| | | | | 3 | ZT1244100020000 | Goma Presión de Tanque Combustible | 2 |
| | | | | 4 | ZT1244100053000 | Buje Goma de Tanque Combustible Segundo | 2 |
| | | | | 5 | ZT1274100080000 | Soporte Trasero Tanque Combustible | 1 |
| | | | | 6 | | | |
| | | | | 7 | | | |
| | | | | 8 | | | |
| | | | | 9 | | | |


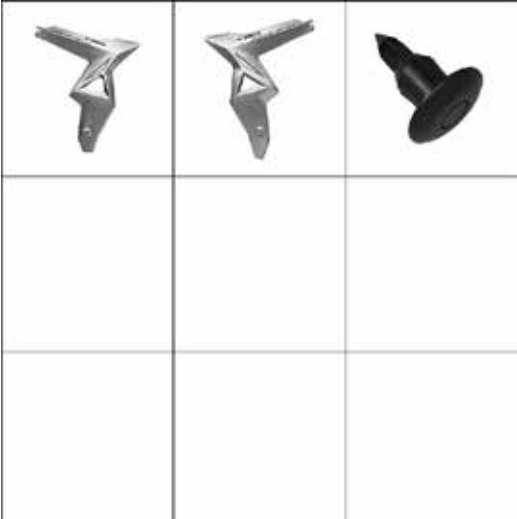


| FIG. | NOMBRE | IMAGEN CONJUNTO | IMAGEN DE PARTES | | | Nº | CÓDIGO | DESCRIPCIÓN | CANT. |
|------|------------------------------|--|--|---|---|----|-----------------|----------------------------------|-------|
| 21 | CACHA TANQUE IZQUIERDO NEGRO |  |  |  |  | 1 | ZT4044201323021 | Cacha Tanque Izquierdo Negro | |
| | | |  |  |  | 2 | ZT4044201016051 | Cacha Tanque Inf. Izq. Gris Mate | |
| | | |  |  |  | 3 | ZT1251300063093 | Grampa M6X11x15 | |
| | | |  |  |  | 4 | ZT1244100002000 | Silent-Block Cachas Tanque | |
| | | |  |  |  | 5 | ZT1274100007000 | Buje | |
| | | |  |  |  | 6 | ZT1244100004000 | Goma Silent-Block | |
| | | |  |  |  | 7 | ZT1244100052000 | Arandela Goma 8.5x14x1 | |
| | | |  |  |  | 8 | ZT1274100057095 | Buje 6.2x8.5x3.5 + 14x1.5 | |
| | | | | | | 9 | ZT1251100102000 | Bulon M6x16 | |
| 22 | CACHA TANQUE IZQUIERDO AZUL |  |  |  |  | 1 | ZT4044201327051 | Cacha Tanque Izquierdo Gris | |
| | | |  |  |  | 2 | ZT4044201016064 | Cacha Tanque Inf. Izq. Azul | |
| | | |  |  |  | 3 | ZT1251300063093 | Grampa M6X11x15 | |
| | | |  |  |  | 4 | ZT1244100002000 | Silent-Block Cachas Tanque | |
| | | |  |  |  | 5 | ZT1274100007000 | Buje | |
| | | | | | | 6 | ZT1244100004000 | Goma Silent-Block | |
| | | | | | | 7 | ZT1244100052000 | Arandela Goma 8.5x14x1 | |
| | | | | | | 8 | ZT1274100057095 | Buje 6.2x8.5x3.5 + 14x1.5 | |
| | | | | | | 9 | ZT1251100102000 | Bulon M6x16 | |





| FIG. | NOMBRE | IMAGEN CONJUNTO | IMAGEN DE PARTES | | | Nº | CÓDIGO | DESCRIPCIÓN | CANT. |
|------|--------------------------------|--|---|---|---|----|-----------------|----------------------------------|-------|
| 23 | CACHA TANQUE IZQUIERDO NARANJA |  |  |  |  | 1 | ZT4044201327051 | Cacha Tanque Izquierdo Gris | 1 |
| | | |  |  |  | 2 | ZT4044201137033 | Cacha Tanque Inf. Izq. Naranja | 1 |
| | | |  |  |  | 3 | ZT1251300063093 | Grampa M6X11x15 | 7 |
| | | |  |  |  | 4 | ZT1244100002000 | Silent-Block Cachas Tanque | 1 |
| | | |  |  |  | 5 | ZT1274100007000 | Buje | 4 |
| | | |  |  |  | 6 | ZT1244100004000 | Goma Silent-Block | 4 |
| | | |  |  |  | 7 | ZT1244100052000 | Arandela Goma 8.5x14x1 | 3 |
| | | |  |  |  | 8 | ZT1274100057095 | Buje 6.2x8.5x3.5 + 14x1.5 | 3 |
| | | |  |  |  | 9 | ZT1251100102000 | Bulon M6x16 | 7 |
| 24 | CACHA TANQUE DERECHO NEGRO |  |  |  |  | 1 | ZT4044201324021 | Cacha Tanque Derecho Negro | 1 |
| | | |  |  |  | 2 | ZT4044201017051 | Cacha Tanque Inf. Der. Gris Mate | 1 |
| | | |  |  |  | 3 | ZT1251300063093 | Grampa M6X11x15 | 7 |
| | | |  |  |  | 4 | ZT1244100002000 | Silent-Block Cachas Tanque | 1 |
| | | |  |  |  | 5 | ZT1274100007000 | Buje | 4 |
| | | |  |  |  | 6 | ZT1244100004000 | Goma Silent-Block | 4 |
| | | |  |  |  | 7 | ZT1244100052000 | Arandela Goma 8.5x14x1 | 3 |
| | | |  |  |  | 8 | ZT1274100057095 | Buje 6.2x8.5x3.5 + 14x1.5 | 3 |
| | | |  |  |  | 9 | ZT1251100102000 | Bulon M6x16 | 7 |





| FIG. | NOMBRE | IMAGEN CONJUNTO | IMAGEN DE PARTES | | | Nº | CÓDIGO | DESCRIPCIÓN | CANT. |
|------|------------------------------|--|--|---|---|----|-----------------|-------------------------------|-------|
| 25 | CACHA TANQUE DERECHO AZUL |  |  |  |  | 1 | ZT4044201328051 | Cacha Tanque Derecho Gris | |
| | | | | | | 2 | ZT4044201017064 | Cacha Tanque Inf. Der. Azul | |
| | | | | | | 3 | ZT1251300063093 | Grampa M6X11x15 | |
| | | | | | | 4 | ZT1244100002000 | Silent-Block Cachas Tanque | |
| | | | | | | 5 | ZT1274100007000 | Buje | |
| | | | | | | 6 | ZT1244100004000 | Goma Silent-Block | |
| | | | | | | 7 | ZT1244100052000 | Arandela Goma 8.5x14x1 | |
| | | | | | | 8 | ZT1274100057095 | Buje 6.2x8.5x3.5 + 14x1.5 | |
| | | | | | | 9 | ZT1251100102000 | Bulon M6x16 | |
| 26 | CACHA TANQUE DERECHO NARANJA |  |  |  |  | 1 | ZT4044201328051 | Cacha Tanque Derecho Gris | |
| | | | | | | 2 | ZT4044201138033 | Cacha Tanque Inf. Der Naranja | |
| | | | | | | 3 | ZT1251300063093 | Grampa M6X11x15 | |
| | | | | | | 4 | ZT1244100002000 | Silent-Block Cachas Tanque | |
| | | | | | | 5 | ZT1274100007000 | Buje | |
| | | | | | | 6 | ZT1244100004000 | Goma Silent-Block | |
| | | | | | | 7 | ZT1244100052000 | Arandela Goma 8.5x14x1 | |
| | | | | | | 8 | ZT1274100057095 | Buje 6.2x8.5x3.5 + 14x1.5 | |
| | | | | | | 9 | ZT1251100102000 | Bulon M6x16 | |


| FIG. | NOMBRE | IMAGEN CONJUNTO | IMAGEN DE PARTES | Nº | CÓDIGO | DESCRIPCIÓN | CANT. |
|------|------------------------------------|--|---|----|-----------------|---|-------|
| 27 | CACHA SUPERIOR TANQUE TITANIO MATE |  |  | 1 | ZT4044201325035 | Cacha Sup. Tanque Titanio Mate | 1 |
| | | | | 2 | ZT1184200002000 | Cerradura Electronica Tanque Combustible | 1 |
| | | | | 3 | ZT1274100021000 | Soporte Bisagra Cubre Tanque Combustible | 1 |
| | | | | 4 | ZT1274100090000 | Eje Bisagra Cubre Tanque Combustible | 1 |
| | | | | 5 | ZT1224100014000 | Silent-Block Cacha Sup Tanque Combustible | 1 |
| | | | | 6 | ZT4044201326035 | Tapa Tanque Titanio Mate | 1 |
| | | | | 7 | ZT1224100010000 | Remache Plastico Expansión | 4 |
| | | | | 8 | ZT1251100102000 | Bulon M6x16 | 2 |
| | | | | 9 | | | |
| 28 | CACHA SUPERIOR TANQUE AZUL |  |  | 1 | ZT4044201329064 | Cacha Sup. Tanque Azul | 1 |
| | | | | 2 | ZT1184200002000 | Cerradura Electronica Tanque Combustible | 1 |
| | | | | 3 | ZT1274100021000 | Soporte Bisagra Cubre Tanque Combustible | 1 |
| | | | | 4 | ZT1274100090000 | Eje Bisagra Cubre Tanque Combustible | 1 |
| | | | | 5 | ZT1224100014000 | Silent-Block Cacha Sup Tanque Combustible | 1 |
| | | | | 6 | ZT4044201330064 | Tapa Tanque Azul | 1 |
| | | | | 7 | ZT1224100010000 | Remache Plastico Expansión | 4 |
| | | | | 8 | ZT1251100102000 | Bulon M6x16 | 2 |
| | | | | 9 | | | |





| FIG. | NOMBRE | IMAGEN CONJUNTO | IMAGEN DE PARTES | Nº | CÓDIGO | DESCRIPCIÓN | CANT. |
|------|-------------------------------|--|--|----|-----------------|---|-------|
| 29 | CACHA SUPERIOR TANQUE NARANJA |  |    | 1 | ZT4044201331033 | Cacha Sup. Tanque Naranja | 1 |
| | | | | 2 | ZT1184200002000 | Cerradura Electronica Tanque Combustible | 1 |
| | | | | 3 | ZT1274100021000 | Soporte Bisagra Cubre Tanque Combustible | 1 |
| | | | | 4 | ZT1274100090000 | Eje Bisagra Cubre Tanque Combustible | 1 |
| | | | | 5 | ZT1224100014000 | Silent-Block Cacha Sup Tanque Combustible | 1 |
| | | | | 6 | ZT4044201332033 | Tapa Tanque Naranja | 1 |
| | | | | 7 | ZT1224100010000 | Remache Plastico Expansión | 4 |
| | | | | 8 | ZT1251100102000 | Bulon M6x16 | 2 |
| | | | | 9 | | | |
| 30 | CACHAS LATERALES GRIS OSCURO |  |    | 1 | ZT4044201461051 | Cacha lateral izq gris oscuro | 1 |
| | | | | 2 | ZT4044201462051 | Cacha lateral der gris oscuro | 1 |
| | | | | 3 | ZT1224100010000 | Remache Plastico Expansión | 2 |
| | | | | 4 | | | |
| | | | | 5 | | | |
| | | | | 6 | | | |
| | | | | 7 | | | |
| | | | | 8 | | | |
| | | | | 9 | | | |





| FIG. | NOMBRE | IMAGEN CONJUNTO | IMAGEN DE PARTES | Nº | CÓDIGO | DESCRIPCIÓN | CANT. |
|------|--------------------------------------|--|---|----|-----------------|---------------------------------------|-------|
| 31 | CACHAS LATERALES GRIS CLARO |  |  | 1 | ZT4044201461052 | Cacha lateral izq gris claro | 1 |
| | | | | 2 | ZT4044201462052 | Cacha lateral der gris claro | 1 |
| | | | | 3 | ZT1224100010000 | Remache Plastico Expansión | 2 |
| | | | | 4 | | | |
| | | | | 5 | | | |
| | | | | 6 | | | |
| | | | | 7 | | | |
| | | | | 8 | | | |
| | | | | 9 | | | |
| 32 | CACHA PORTA GIRO DELANTERO IZQUIERDO |  |  | 1 | ZT1224200013000 | Cacha Tanque Porta Faro Giro Del IZQ. | 1 |
| | | | | 2 | ZT1251300063093 | Grampa M6X11x15 | 2 |
| | | | | 3 | ZT1174200004000 | Faro Giro Delantero Izq | 1 |
| | | | | 4 | ZT1244100052000 | Arandela Goma 8.5x14x1 | 5 |
| | | | | 5 | ZT1274100057095 | Buje 6.2x8.5x3.5 + 14x1.5 | 5 |
| | | | | 6 | ZT1251100102000 | Bulon M6x16 | 5 |
| | | | | 7 | ZT1184200100000 | USB General Doble Puerto | 1 |
| | | | | 8 | ZT1244100015000 | Junta de Tuerca Ajuste | 1 |
| | | | | 9 | ZT1251500081000 | Arandela 8.2x13x1.5 | 1 |





| FIG. | NOMBRE | IMAGEN CONJUNTO | IMAGEN DE PARTES | Nº | CÓDIGO | DESCRIPCIÓN | CANT. |
|------|------------------------------------|--|---|----|-----------------|---------------------------------------|-------|
| 33 | CACHA PORTA GIRO DELANTERO DERECHO |  |  | 1 | ZT1224200012000 | Cacha Tanque Porta Faro Giro Del DER. | 1 |
| | | | | 2 | ZT1251300063093 | Grampa M6X11x15 | 2 |
| | | | | 3 | ZT1174200005000 | Faro Giro Delantero Der | 1 |
| | | | | 4 | ZT1244100052000 | Arandela Goma 8.5x14x1 | 5 |
| | | | | 5 | ZT1274100057095 | Buje 6.2x8.5x3.5 + 14x1.5 | 5 |
| | | | | 6 | ZT1251100102000 | Bulon M6x16 | 5 |
| | | | | 7 | ZT1251500081000 | Arandela 8.2x13x1.5 | 1 |
| | | | | 8 | | | |
| | | | | 9 | | | |
| 34 | CACHAS TANQUE FRONTAL NEGRO |  |  | 1 | ZT4044201145021 | Cacha de tanque frontal izq Negro Adv | 1 |
| | | | | 2 | ZT4044201144021 | Cacha de tanque frontal der Negro Adv | 1 |
| | | | | 3 | ZT1224200053000 | Regilla Toma Aire Frontal | 1 |
| | | | | 4 | ZT1224100010000 | Remache Plastico Expansión | 2 |
| | | | | 5 | ZT1251300063093 | Grampa M6X11x15 | 8 |
| | | | | 6 | ZT1274100057095 | Buje 6.2x8.5x3.5 + 14x1.5 | 6 |
| | | | | 7 | ZT1244100052000 | Arandela Goma 8.5x14x1 | 6 |
| | | | | 8 | ZT1251100102000 | Bulon M6x16 | 8 |
| | | | | 9 | | | |


| FIG. | NOMBRE | IMAGEN CONJUNTO | IMAGEN DE PARTES | Nº | CÓDIGO | DESCRIPCIÓN | CANT. |
|------|----------------------------------|--|---|----|-----------------|--|-------|
| 35 | CACHAS TANQUE FRONTAL AZUL |  |  | 1 | ZT4044201152052 | Cacha de tanque frontal izq Gris Adv Azul | 1 |
| | | | | 2 | ZT4044201151052 | Cacha de tanque frontal der Gris Adv Azul | 1 |
| | | | | 3 | ZT1224200053000 | Regilla Toma Aire Frontal | 1 |
| | | | | 4 | ZT1224100010000 | Remache Plastico Expansión | 2 |
| | | | | 5 | ZT1251300063093 | Grampa M6X11x15 | 8 |
| | | | | 6 | ZT1274100057095 | Buje 6.2x8.5x3.5 + 14x1.5 | 6 |
| | | | | 7 | ZT1244100052000 | Arandela Goma 8.5x14x1 | 6 |
| | | | | 8 | ZT1251100102000 | Bulon M6x16 | 8 |
| | | | | 9 | | | |
| 36 | CACHAS TANQUE FRONTAL NARANJA |  |  | 1 | ZT4044201155052 | Cacha de tanque frontal izq Gris Adv Naranja | 1 |
| | | | | 2 | ZT4044201154052 | Cacha de tanque frontal der Gris Adv Naranja | 1 |
| | | | | 3 | ZT1224200053000 | Regilla Toma Aire Frontal | 1 |
| | | | | 4 | ZT1224100010000 | Remache Plastico Expansión | 2 |
| | | | | 5 | ZT1251300063093 | Grampa M6X11x15 | 8 |
| | | | | 6 | ZT1274100057095 | Buje 6.2x8.5x3.5 + 14x1.5 | 6 |
| | | | | 7 | ZT1244100052000 | Arandela Goma 8.5x14x1 | 6 |
| | | | | 8 | ZT1251100102000 | Bulon M6x16 | 8 |
| | | | | 9 | | | |


















| FIG. | NOMBRE | IMAGEN CONJUNTO | IMAGEN DE PARTES | Nº | CÓDIGO | DESCRIPCIÓN | CANT. |
|------|-----------------------------|--|---|----|-----------------|--------------------------------------|-------|
| 37 | CAJA PARTES ELÉCTRICAS |  |  | 1 | ZT1224200162000 | Caja partes eléctricas | 1 |
| | | | | 2 | ZT1251300063093 | Grampa M6X11x15 | 6 |
| | | | | 3 | ZT1251100102000 | Bulon M6x16 | 2 |
| | | | | 4 | ZT1251513001019 | Arandela 6.3x12x1.6 Cobre | 1 |
| | | | | 5 | ZT1251100101000 | Bulon M6x12 | 2 |
| | | | | 6 | ZT1184100010000 | Relé Arranque | 1 |
| | | | | 7 | ZT1240300007000 | Goma Silent-Block Batería | 1 |
| | | | | 8 | ZT1050954019000 | Unidad Control Motor | 1 |
| | | | | 9 | | | |
| 38 | UNIDAD DE ALARMA PKE (BAND) |  |  | 1 | ZT1184200137000 | Unidad de Alarma PKE (Versión Nueva) | 1 |
| | | | | 2 | ZT1251100102000 | Bulon M6x16 | 2 |
| | | | | 3 | ZT1184200053000 | Antena Unica Externa | 1 |
| | | | | 4 | ZT1224200040000 | Caja Instalación Alarma | 1 |
| | | | | 5 | ZT1224200066000 | Soporte de Antena Externa PKE | 1 |
| | | | | 6 | ZT1244200100000 | O-Ring de Sensor de Alarma | 1 |
| | | | | 7 | ZT1184200092000 | Llavero de Alarma | 1 |
| | | | | 8 | ZT1184200128000 | Fusible 15A | 1 |
| | | | | 9 | | | |



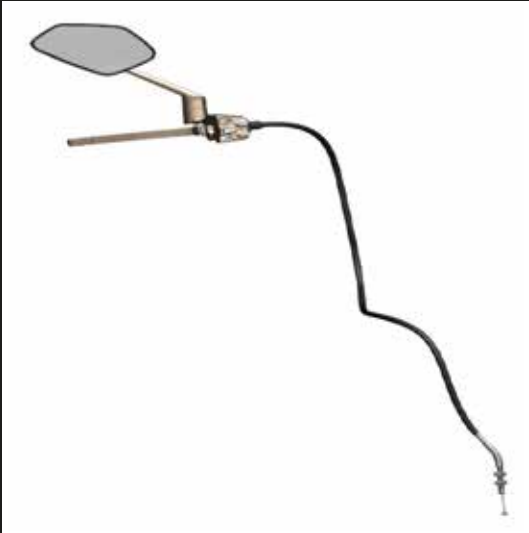

| FIG. | NOMBRE | IMAGEN CONJUNTO | IMAGEN DE PARTES | Nº | CÓDIGO | DESCRIPCIÓN | CANT. |
|------|---------------------|--|---|----|-----------------|----------------------------|-------|
| 39 | BATERIA GEL |  |  | 1 | ZT1184200099000 | Batería de Gel | 1 |
| | | | | 2 | ZT1244200111000 | Cinto Fijacion de Batería | 1 |
| | | | | 3 | ZT1184200036000 | Instalación de Carga | 1 |
| | | | | 4 | ZT1274200078000 | Kit de herramientas | 1 |
| | | | | 5 | ZT1184200024000 | Relé Soporte Lateral | 1 |
| | | | | 6 | ZT1184200093000 | Cable Cargador de Batería | 1 |
| | | | | 7 | ZT1184200105000 | Cargador de Bateria Gel | 1 |
| | | | | 8 | ZT1240100023000 | Protector Borne de Batería | 1 |
| | | | | 9 | | | |
| 40 | SOPORTE BATERIA GEL |  |  | 1 | ZT1274200238000 | Soporte de Batería Gel | 1 |
| | | | | 2 | ZT1251100101000 | Bulon M6x12 | 3 |
| | | | | 3 | ZT1274100057095 | Buje 6.2x8.5x3.5 + 14x1.5 | 1 |
| | | | | 4 | ZT1244100052000 | Arandela Goma 8.5x14x1 | 1 |
| | | | | 5 | ZT1250303010093 | Tuerca M6 | 2 |
| | | | | 6 | ZT1240300007000 | Goma Silent-Block Batería | 2 |
| | | | | 7 | | | |
| | | | | 8 | | | |
| | | | | 9 | | | |














| FIG. | NOMBRE | IMAGEN CONJUNTO | IMAGEN DE PARTES | Nº | CÓDIGO | DESCRIPCIÓN | CANT. |
|------|----------------------------------|--|---|----|-----------------|----------------------------------|-------|
| 41 | SOPORTE MALETERO TRASERO |  |  | 1 | ZT1274200103000 | Soporte maletero trasero | 1 |
| | | | | 2 | ZT1251100123093 | Bulon M8x25 | 5 |
| | | | | 3 | ZT1251100102000 | Bulon M6x16 | 1 |
| | | | | 4 | ZT1250105137093 | Bulon M6x16 | 2 |
| | | | | 5 | | | |
| | | | | 6 | | | |
| | | | | 7 | | | |
| | | | | 8 | | | |
| | | | | 9 | | | |
| 42 | TAPA INFERIOR COLIN TRASERO GRIS |  |  | 1 | ZT4044201408052 | Tapa Inferior Colin Trasero Gris | 1 |
| | | | | 2 | ZT1174200023000 | Faro trasero | 1 |
| | | | | 3 | ZT1251300063093 | Grampa M6X11x15 | 3 |
| | | | | 4 | ZT1251100102000 | Bulon M6x16 | 8 |
| | | | | 5 | ZT1250105137093 | Bulon M6x16 | 2 |
| | | | | 6 | ZT1274100057095 | Buje 6.2x8.5x3.5 + 14x1.5 | 10 |
| | | | | 7 | ZT1244100052000 | Arandela Goma 8.5x14x1 | 10 |
| | | | | 8 | ZT1244100002000 | Silent-Block Cachas Tanque | 4 |
| | | | | 9 | | | |





| FIG. | NOMBRE | IMAGEN CONJUNTO | IMAGEN DE PARTES | Nº | CÓDIGO | DESCRIPCIÓN | CANT. |
|------|-----------------------------------|--|---|----|-----------------|-----------------------------------|-------|
| 43 | TAPA INFERIOR COLIN TRASERO NEGRO |  |  | 1 | ZT4044201408021 | Tapa Inferior Colin Trasero Negro | 1 |
| | | | | 2 | ZT1174200023000 | Faro trasero | 1 |
| | | | | 3 | ZT1251300063093 | Grampa M6X11x15 | 3 |
| | | | | 4 | ZT1251100102000 | Bulon M6x16 | 8 |
| | | | | 5 | ZT1250105137093 | Bulon M6x16 | 2 |
| | | | | 6 | ZT1274100057095 | Buje 6.2x8.5x3.5 + 14x1.5 | 10 |
| | | | | 7 | ZT1244100052000 | Arandela Goma 8.5x14x1 | 10 |
| | | | | 8 | ZT1244100002000 | Silent-Block Cachas Tanque | 4 |
| | | | | 9 | | | |
| 44 | DEFENSAS LATERALES |  |  | 1 | ZT1144200034000 | Defensas izq | 1 |
| | | | | 2 | ZT1144200033000 | Defensas der | 1 |
| | | | | 3 | ZT1251100082093 | Bulon M10x1.5x20 | 2 |
| | | | | 4 | ZT1251100137000 | Bulon M10x1.5x100 | 3 |
| | | | | 5 | ZT1144200030000 | Puntera defensas laterales | 1 |
| | | | | 6 | ZT1251300057093 | Tuerca M10x1.5 | 2 |
| | | | | 7 | | | |
| | | | | 8 | | | |
| | | | | 9 | | | |














| FIG. | NOMBRE | IMAGEN CONJUNTO | IMAGEN DE PARTES | | | Nº | CÓDIGO | DESCRIPCIÓN | CANT. |
|------|--|--|---|---|-----------------|--|--------|-------------|-------|
| 45 | SOPORTE SUPERIOR DE DEFENSAS LATERALES |  |  | 1 | ZT4024200028000 | Soporte defensas laterales sup | 1 | | |
| | | | | 2 | ZT1251100084093 | Bulon M10x1.5x66 | 2 | | |
| | | | | 3 | ZT1251500007091 | Arandela $\phi 10.5 \times \phi 24 \times 2$ | 2 | | |
| | | | | 4 | ZT1251300057093 | Tuerca M10x1.5 | 2 | | |
| | | | | 5 | ZT4024200027000 | Soporte defensas laterales inf | 1 | | |
| | | | | 6 | ZT1250105137093 | Bulon M6x16 | 4 | | |
| 7 | | | | | | | | | |
| 8 | | | | | | | | | |
| 9 | | | | | | | | | |
| 46 | ASIENTO |  |  | 1 | ZT1204200005000 | Asiento | 1 | | |
| | | | | 2 | ZT1244100024000 | Goma Frontal Asiento | 2 | | |
| | | | | 3 | ZT1244100022000 | Goma Pad Silent-Block Asiento | 4 | | |
| | | | | 4 | ZT1244100025000 | Tope Silent-Block Asiento | 6 | | |
| | | | | 5 | | | | | |
| | | | | 6 | | | | | |
| 7 | | | | | | | | | |
| 8 | | | | | | | | | |
| 9 | | | | | | | | | |





| FIG. | NOMBRE | IMAGEN CONJUNTO | IMAGEN DE PARTES | | | Nº | CÓDIGO | DESCRIPCIÓN | CANT. |
|------|----------------------|--|--|---|---|----|-----------------|----------------------------|-------|
| 47 | MANUBRIO |  |  |  |  | 1 | ZT1134200008000 | Manubrio | 1 |
| | | |  |  |  | 2 | ZT1184200141000 | Comando Luces izquierdo | 1 |
| | | |  | | | 3 | ZT1244100041000 | Puño izquierdo | 1 |
| | | | | | | 4 | ZT1184200140000 | Comando Luces Derecho | 1 |
| | | | | | | 5 | ZT1154200003000 | Cable Acelerador Abre | 1 |
| | | | | | | 6 | ZT1154200004000 | Cable Acelerador Cierra | 1 |
| | | | | | | 7 | ZT1244100042000 | Puño Acelerador | 1 |
| | | | | | | 8 | | | 1 |
| | | | | | | 9 | | | 1 |
| 48 | PROTECTORES DE MANOS |  |  |  |  | 1 | ZT1134200009000 | Protector de mano izq | 1 |
| | | |  |  |  | 2 | ZT1224200087000 | Deflector de aire mano izq | 1 |
| | | |  |  | | 3 | ZT1134200007000 | Protector de mano der | 1 |
| | | | | | | 4 | ZT1224200088000 | Deflector de aire mano der | 1 |
| | | | | | | 5 | ZT1250205085000 | Bulon GB70.1M6x7 | 2 |
| | | | | | | 6 | ZT1244100052000 | Arandela Goma 8.5x14x1 | 4 |
| | | | | | | 7 | ZT1274100057095 | Buje 6.2x8.5x3.5 + 14x1.5 | 4 |
| | | | | | | 8 | ZT1251100101000 | Bulon M6x12 | 4 |
| | | | | | | 9 | | | |





| FIG. | NOMBRE | IMAGEN CONJUNTO | IMAGEN DE PARTES | Nº | CÓDIGO | DESCRIPCIÓN | CANT. |
|------|----------------------------------|--|---|----|-----------------|--|-------|
| 49 | EMBELLEDOR PROTECTOR DE MANO |  |  | 1 | ZT1244200059021 | Embelledor del protector de mano izq | 1 |
| | | | | 2 | ZT1244200077000 | Tira de pegamento para embellecedor mano | 1 |
| | | | | 3 | ZT1244200060021 | Embelledor del protector de mano der | 1 |
| | | | | 4 | ZT1244200078000 | Tira de pegamento para embellecedor mano | 1 |
| | | | | 5 | | | |
| | | | | 6 | | | |
| | | | | 7 | | | |
| | | | | 8 | | | |
| | | | | 9 | | | |
| 50 | LEVA EMBRAGUE Y ESPEJO IZQUIERDO |  |  | 1 | ZT1134200011000 | Soporte base espejo y leva izq | 1 |
| | | | | 2 | ZT1134200010000 | Leva de embrague | 1 |
| | | | | 3 | ZT1251100198000 | Bulon M6x13 - $\phi 8 \times 20$ | 1 |
| | | | | 4 | ZT1251300073000 | Tuerca M6 | 1 |
| | | | | 5 | ZT1184100107000 | Bulbo de Embrague | 1 |
| | | | | 6 | ZT1244200046000 | Conector cable de embrague | 1 |
| | | | | 7 | ZT1194100001000 | Espejo Izquierdo | 1 |
| | | | | 8 | ZT1154200013000 | Cable Embrague T1 | 1 |
| | | | | 9 | | | |



| FIG. | NOMBRE | IMAGEN CONJUNTO | IMAGEN DE PARTES | | | Nº | CÓDIGO | DESCRIPCIÓN | CANT. |
|------|--|--|--|---|---|----|-----------------|--|-------|
| 51 | BRIDA FIJACIÓN LEVA EMBRAGUE CON COMANDO TFT |  |  |  | | 1 | ZT1184200144000 | Brida Fij. Leva Embrague/Comando TFT Izq.T | 1 |
| | | | | | | 2 | ZT1250205031091 | Bulon M6x30 | 2 |
| | | | | | | 3 | | | |
| | | | | | | 4 | | | |
| | | | | | | 5 | | | |
| | | | | | | 6 | | | |
| | | | | | | 7 | | | |
| | | | | | | 8 | | | |
| | | | | | | 9 | | | |
| 52 | SOPORTES DE MANUBRIO |  |  |  |  | 1 | ZT1134200005000 | Brida Superior Manubrio | 1 |
| | | | | | | 2 | ZT1224100025000 | Tapa Cubre Bulon Brida Sup. Manubrio | 4 |
| | | | | | | 3 | ZT1250205023000 | Bulon M8x35 Allen | 4 |
| | | |  |  |  | 4 | ZT1134200013000 | Brida Inferior Manubrio | 2 |
| | | | | | | 5 | ZT1251111006000 | Esparrago Fijación Brida Manubrio | 2 |
| | | | | | | 6 | ZT1274200018000 | Arandela Fijación Brida Inferior Manubrio | 4 |
| | | |  |  |  | 7 | ZT1251700065000 | Buje 10x12x41 | 2 |
| | | | | | | 8 | ZT1244200008000 | Buje Goma Fijación Brida Manubrio | 4 |
| | | | | | | 9 | ZT1251300057093 | Tuerca M10x1.5 | 2 |
















| FIG. | NOMBRE | IMAGEN CONJUNTO | IMAGEN DE PARTES | Nº | CÓDIGO | DESCRIPCIÓN | CANT. |
|------|--|--|---|----|-----------------|--|-------|
| 53 | BOMBA FRENO DELANTERO Y ESPEJO DERECHO |  |  | 1 | ZT1100300044000 | Bomba Freno Delantero | |
| | | | | 2 | ZT1134100032000 | Leva Freno Delantero | |
| | | | | 3 | ZT1184200145000 | Brida Fij. Leva Freno/Comando TFT Der.T2 | |
| | | | | 4 | ZT1250205031091 | Bulon M6x30 | |
| | | | | 5 | ZT1194100002000 | Espejo Derecho | |
| | | | | 6 | ZT1251100112000 | Bulon Flexible Freno M10x1x22 | |
| | | | | 7 | ZT1251513013000 | Arandela 10x16x1.2 Cobre | |
| | | | | 8 | ZT1100100091000 | Pastilla Freno Delantero H10 | |
| | | | | 9 | ZT1100100092000 | Pastilla Freno Trasero HS10 | |
| 54 | SOPORTE CALIPER DELANTERO |  |  | 1 | ZT1100100570000 | Placa Soporte Caliper Delantero | |
| | | | | 2 | ZT1100100571000 | Placa Soporte Caliper Delantero | |
| | | | | 3 | ZT1100100583000 | Bulbo Leva Freno Delantero | |
| | | | | 4 | | | |
| | | | | 5 | | | |
| | | | | 6 | | | |
| | | | | 7 | | | |
| | | | | 8 | | | |
| | | | | 9 | | | |





| FIG. | NOMBRE | IMAGEN CONJUNTO | IMAGEN DE PARTES | | | Nº | CÓDIGO | DESCRIPCIÓN | CANT. | |
|------|--------------------------------|--|--|---|---|----|-----------------|-------------------------------|-------|--|
| 55 | SOPORTE MONTAJE ABS |  |  |  |  | 1 | ZT4024200006000 | Soporte Montaje ABS | 1 | |
| | | | | | | 2 | ZT1250105137093 | Bulon M6x16 | 2 | |
| | | | | | | 3 | ZT1250501010000 | Grower 6 | 2 | |
| | | |  |  |  | 4 | ZT1244100004000 | Goma Silent-Block | 2 | |
| | | | | | | 5 | ZT1274100007000 | Buje | 2 | |
| | | | | | | 6 | ZT1251100102000 | Bulon M6x16 | 2 | |
| | | | 7 | | | | | | | |
| | | | 8 | | | | | | | |
| | | | 9 | | | | | | | |
| 56 | SOPORTES DE FLEXIBLES DE FRENO |  |  |  |  | 1 | ZT1274200033000 | Soporte Flexible Freno Del | 1 | |
| | | | | | | 2 | ZT1251100061093 | Bulon M6x22 | 2 | |
| | | | | | | 3 | ZT1251100080094 | Bulon M8x37 | 2 | |
| | | |  |  | | 4 | ZT1274200034000 | Pasacable Flexible Freno Tras | 1 | |
| | | | | | | 5 | ZT1251100101000 | Bulon M6x12 | 1 | |
| | | | | | | 6 | | | | |
| | | | 7 | | | | | | | |
| | | | 8 | | | | | | | |
| | | | 9 | | | | | | | |










































| FIG. | NOMBRE | IMAGEN CONJUNTO | IMAGEN DE PARTES | Nº | CÓDIGO | DESCRIPCIÓN | CANT. |
|------|-------------------------|--|---|----|-----------------|-------------------------------|-------|
| 57 | SOPORTES DE SISTEMA ABS |  |  | 1 | ZT1224200055000 | Soporte | 1 |
| | | | | 2 | ZT1244100052000 | Arandela Goma 8.5x14x1 | 1 |
| | | | | 3 | ZT1274100057095 | Buje 6.2x8.5x3.5 + 14x1.5 | 1 |
| | | | | 4 | ZT1251100101000 | Bulon M6x12 | 1 |
| | | | | 5 | ZT1224100010000 | Remache Plastico Expansión | 1 |
| | | | | 6 | ZT1224200003000 | Grampa Flexible Freno Trasero | 2 |
| | | | | 7 | ZT1251100102000 | Bulon M6x16 | 2 |
| | | | | 8 | ZT1251100121093 | Bulon M8x25 | 2 |
| | | | | 9 | | | |
| 58 | CABEZAL DE HORQUILLAS |  |  | 1 | ZT1251300045000 | Tuerca Sup. Caño Vela | 1 |
| | | | | 2 | ZT1251500050000 | Arandela Sup. Caño Vela | 1 |
| | | | | 3 | ZT1134200004000 | Cabezal Horquilla | 1 |
| | | | | 4 | ZT1250205023000 | Bulon M8x35 Allen | 2 |
| | | | | 5 | ZT1184200138000 | Traba de manubio | 1 |
| | | | | 6 | ZT1250501007093 | Grower 8 | 2 |
| | | | | 7 | ZT1251100121093 | Bulon M8x25 | 2 |
| | | | | 8 | | | |
| | | | | 9 | | | |





| FIG. | NOMBRE | IMAGEN CONJUNTO | IMAGEN DE PARTES | Nº | CÓDIGO | DESCRIPCIÓN | CANT. |
|------|----------------------|--|---|----|-----------------|----------------------------------|-------|
| 59 | CRISTO CON CAÑO VELA |  |  | 1 | ZT1134100015000 | Cristo con Caño Vela | 1 |
| | | | | 2 | ZT1134100007000 | Junta Blockqueo Tuerca Caño Vela | 1 |
| | | | | 3 | ZT1251300046093 | Tuerca Caño Vela M24x1 | 2 |
| | | | | 4 | ZT1244100015000 | Junta de Tuerca Ajuste | 1 |
| | | | | 5 | ZT1224100005000 | Guardapolvo Superior Caño Vela | 1 |
| | | | | 6 | ZT1130900024000 | Pista Superior | 1 |
| | | | | 7 | ZT1130900022000 | Anillo Esferas | 2 |
| | | | | 8 | ZT1224100006000 | Guardapolvo Inferior Caño Vela | 1 |
| | | | | 9 | ZT1250205023000 | Bulon M8x35 Allen | 4 |
| 60 | SUSPENSIÓN DELANTERA |  |  | 1 | ZT1114200015000 | Horquilla Izquierda Completa | 1 |
| | | | | 2 | ZT1114200016000 | Horquilla Derecha Completa | 1 |
| | | | | 3 | ZT1250205023000 | Bulon M8x35 Allen | 4 |
| | | | | 4 | ZT1174100001000 | Ojo Gato Horquillas | 2 |
| | | | | 5 | ZT1094100033000 | Eje Delantero | 1 |
| | | | | 6 | ZT1094100008000 | Distanciador Izq. Eje Delantero | 1 |
| | | | | 7 | ZT1094100036000 | Buje Der. Eje Delantero | 1 |
| | | | | 8 | ZT1094100037000 | Buje Fij. Der. Eje Delantero | 1 |
| | | | | 9 | ZT1244200035000 | Retén Horquilla | 1 |








































| FIG. | NOMBRE | IMAGEN CONJUNTO | IMAGEN DE PARTES | Nº | CÓDIGO | DESCRIPCIÓN | CANT. |
|------|-----------------------------------|--|---|----|-----------------|--------------------------------------|-------|
| 61 | LLANTA DELANTERA 17" DISCO 300 MM |  |  | 1 | ZT1094200026000 | Llanta Delantera Negra (Disco 300mm) | 1 |
| | | | | 2 | ZT1230100047000 | Valvula Llanta 3A | 1 |
| | | | | 3 | ZT1230200006000 | Tapón Valvula Llanta | 1 |
| | | | | 4 | ZT1230100126000 | Neumático 110/70R17(CM509) | 1 |
| | | | | 5 | ZT1100100418000 | Disco Freno Delantero 300mm | 1 |
| | | | | 6 | ZT1251100117093 | Bulon M8x25 | 5 |
| | | | | 7 | | | |
| | | | | 8 | | | |
| | | | | 9 | | | |
| 62 | DISCO SENSOR ABS |  |  | 1 | ZT1274200058000 | Disco Sensor ABS (60 DIENTE) | 1 |
| | | | | 2 | ZT1251100117093 | Bulon M8x25 | 5 |
| | | | | 3 | ZT1184200045000 | Sensor Velocidad ABS | 1 |
| | | | | 4 | ZT1251100101000 | Bulon M6x12 | 2 |
| | | | | 5 | ZT1224200127000 | Grampa Frontal Cable Sensor Vel. | 1 |
| | | | | 6 | ZT1224100044000 | Grampa Cable Sensor Velocidad | 3 |
| | | | | 7 | ZT1224100051000 | Precintos 2.5x10 | 1 |
| 8 | | | | | | | |
| 9 | | | | | | | |





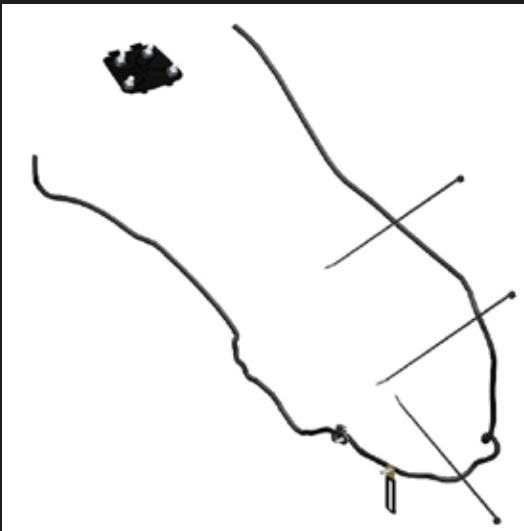



| FIG. | NOMBRE | IMAGEN CONJUNTO | IMAGEN DE PARTES | | | Nº | CÓDIGO | DESCRIPCIÓN | CANT. |
|------|----------------------|--|--|---|---|----|-----------------|---------------------------|-------|
| 63 | HORQUILLÓN |  |  |  |  | 1 | ZT4024100024000 | Horquilla | 1 |
| | | | | | | 2 | ZT1252200016093 | Eje Horquilla M14x310 | 1 |
| | | | | | | 3 | ZT1251300059093 | Tuerca M14x1.5 | 1 |
| | | | | | | 4 | ZT1274100009000 | Buje Eje Horquilla | 2 |
| | | |  |  |  | 5 | ZT1104100005000 | Retén TC20x26X4 | 4 |
| | | | | | | 6 | ZT1094100001000 | Rodamiento Aguja HK2016 | 4 |
| | | |  |  |  | 7 | ZT1244100066000 | Guia Cadena Superior | 1 |
| | | | | | | 8 | ZT1274100057095 | Buje 6.2x8.5x3.5 + 14x1.5 | 2 |
| | | | | | | 9 | ZT1251100102000 | Bulon M6x16 | 2 |
| 64 | AMORTIGUADOR TRASERO |  |  |  |  | 1 | ZT1114200019000 | Amortiguador Trasero (T2) | 1 |
| | | | | | | 2 | ZT1251100085093 | Bulon M10x1.5x75 | 1 |
| | | | | | | 3 | ZT1251100060000 | Bulon M10x1.5x80 | 1 |
| | | |  | | | 4 | ZT1251300057093 | Tuerca M10x1.5 | 2 |
| | | | | | | 5 | | | |
| | | | | | | 6 | | | |
| | | | | | | 7 | | | |
| | | | | | | 8 | | | |
| | | | | | | 9 | | | |





| FIG. | NOMBRE | IMAGEN CONJUNTO | IMAGEN DE PARTES | Nº | CÓDIGO | DESCRIPCIÓN | CANT. |
|------|-----------------------------------|--|---|----|-----------------|-----------------------------------|-------|
| 65 | ESTIRA CADENA |  |  | 1 | ZT1032142072035 | Estira Cadena Izquierdo (Titanio) | 1 |
| | | | | 2 | ZT1032142073035 | Estira Cadena Derecho (Titanio) | 1 |
| | | | | 3 | ZT1251100105000 | Bulon M10x70 | 2 |
| | | | | 4 | ZT1251300050000 | Tuerca M10 | 2 |
| | | | | 5 | | | |
| | | | | 6 | | | |
| | | | | 7 | | | |
| | | | | 8 | | | |
| | | | | 9 | | | |
| 66 | GUARDABARRO INTERIOR CUBRE CADENA |  |  | 1 | ZT1224200094000 | Guardabarro Interior Cubrecadena | 1 |
| | | | | 2 | ZT1244100052000 | Arandela Goma 8.5x14x1 | 3 |
| | | | | 3 | ZT1274100057095 | Buje 6.2x8.5x3.5 + 14x1.5 | 2 |
| | | | | 4 | ZT1251700059093 | Buje 6.4x9x8 + 18x2 | 1 |
| | | | | 5 | ZT1251100102000 | Bulon M6x16 | 3 |
| | | | | 6 | ZT1210342449000 | Calco Cobre Cadena | 1 |
| | | | | 7 | | | |
| | | | | 8 | | | |
| | | | | 9 | | | |

























































| FIG. | NOMBRE | IMAGEN CONJUNTO | IMAGEN DE PARTES | | | Nº | CÓDIGO | DESCRIPCIÓN | CANT. |
|------|-------------------|--|---|---|---|----|-----------------|---|-------|
| 67 | CORONA CADENA 520 |  |  |  |  | 1 | ZT1094200011000 | Porta Corona versión 2 | 1 |
| | | |  |  |  | 2 | ZT1080100068000 | Corona 520-42T Versión 2 | 1 |
| | | |  |  |  | 3 | ZT1251300057093 | Tuerca M10x1.5 | 5 |
| | | |  |  |  | 4 | ZT1244200050000 | Manchón corona Version 2 | 5 |
| | | |  |  |  | 5 | ZT1080200032000 | Cadena 520 | 1 |
| | | |  |  |  | 6 | ZT1080200055000 | Cadena 520HX R114 con unión (V2) | 1 |
| | | |  |  |  | 7 | ZT1274100106000 | Distanciador Izq. Eje Trasero - Versión 2 | 1 |
| | | |  |  |  | 8 | ZT1080200073000 | Kit Union Cadena Transmisión 520HX | 1 |
| | | | | | | 9 | | | |
| 68 | DISCO SENSOR ABS |  |  |  |  | 1 | ZT1274200058000 | Disco Sensor ABS (DIENTE) | 1 |
| | | |  |  |  | 2 | ZT1184200045000 | Sensor Velocidad ABS | 1 |
| | | |  |  |  | 3 | ZT1251100101000 | Bulon M6x12 | 1 |
| | | |  |  |  | 4 | ZT1224100044000 | Grampa Cable Sensor Velocidad | 4 |
| | | |  |  |  | 5 | | | |
| | | | | | | 6 | | | |
| | | | | | | 7 | | | |
| | | | | | | 8 | | | |
| | | | | | | 9 | | | |





| FIG. | NOMBRE | IMAGEN CONJUNTO | IMAGEN DE PARTES | Nº | CÓDIGO | DESCRIPCIÓN | CANT. |
|------|--------------------------------------|--|---|----|-----------------|---------------------------------------|-------|
| 69 | RUEDA TRASERA 17" DISCO 230 MM |  |  | 1 | ZT1094200020000 | Llanta Trasera Negro (Disco 230mm) | 1 |
| | | | | 2 | ZT1230100047000 | Valvula Llanta 3A | 1 |
| | | | | 3 | ZT1230200006000 | Tapón Valvula Llanta | 1 |
| | | | | 4 | ZT1230100385000 | Neumático 160/60R17 (CM509P) | 1 |
| | | | | 5 | ZT1094100032000 | Eje Trasero | 1 |
| | | | | 6 | ZT1251300067000 | Tuerca Eje Trasero | 1 |
| | | | | 7 | ZT1274200002000 | Buje Der. Rueda Trasera 20x28x38x18.5 | 1 |
| | | | | 8 | ZT1100100419000 | Disco Freno Trasero 230 MM | 1 |
| | | | | 9 | ZT1251100117093 | Bulon M8x25 | 5 |
| 70 | PROTECTOR TRASERO ALUMINIO |  |  | 1 | ZT1020242263021 | Protector trasero aluminio | 1 |
| | | | | 2 | ZT1250501007093 | Grower 8 | 3 |
| | | | | 3 | ZT1250503021093 | Arandela 8 | 3 |
| | | | | 4 | ZT1250105143093 | Bulon M6x35 | 1 |
| | | | | 5 | ZT1250303011093 | Tuerca M8 | 1 |
| | | | | 6 | ZT1250105149093 | Bulon GB5789M8x30 (color zinc) | 2 |
| | | | | 7 | | | |
| | | | | 8 | | | |
| | | | | 9 | | | |





| FIG. | NOMBRE | IMAGEN CONJUNTO | IMAGEN DE PARTES | | | Nº | CÓDIGO | DESCRIPCIÓN | CANT. |
|------|--------------------------------------|--|--|---|---|----|-----------------|---------------------------------|-------|
| 71 | SOPORTE GUARDABARRO CORTASPRAY |  |  |  |  | 1 | ZT4024200026000 | Soporte guardabarros cortaspray | 1 |
| | | |  |  |  | 2 | ZT1251100101000 | Bulon M6x12 | 1 |
| | | |  |  |  | 3 | ZT1250105137093 | Bulon M6x16 | 4 |
| | | |  |  |  | 4 | ZT1274100057095 | Buje 6.2x8.5x3.5 + 14x1.5 | 1 |
| | | |  |  |  | 5 | ZT1244100052000 | Arandela Goma 8.5x14x1 | 1 |
| | | |  |  |  | 6 | ZT1250501007093 | Grower 8 | 5 |
| | | |  |  | | 7 | ZT1224200090000 | Cable guardabarro cortaspray | 1 |
| | | |  |  | | 8 | ZT1251100102000 | Bulon M6x16 | 2 |
| | | | | | | 9 | | | |
| 72 | GUARDABARRO CORTASPRAY |  |  |  |  | 1 | ZT1224200091000 | Guardabarro cortaspray | 1 |
| | | |  |  |  | 2 | ZT1251300063093 | Grampa M6X11x15 | 4 |
| | | |  |  |  | 3 | ZT1244100052000 | Arandela Goma 8.5x14x1 | 4 |
| | | |  |  |  | 4 | ZT1274100057095 | Buje 6.2x8.5x3.5 + 14x1.5 | 4 |
| | | |  |  |  | 5 | ZT1251100102000 | Bulon M6x16 | 4 |
| | | | | | | 6 | ZT1174100002000 | Ojo Gato Trasero | 1 |
| | | | | | | 7 | ZT1244100006000 | Goma Tope Patente | 1 |
| | | | | | | 8 | ZT1270300273000 | Pasacable Flex. L=73 | 1 |
| | | | | | | 9 | | | |









| FIG. | NOMBRE | IMAGEN CONJUNTO | IMAGEN DE PARTES | | | Nº | CÓDIGO | DESCRIPCIÓN | CANT. |
|------|------------------------------------|--|--|---|---|----|-----------------|---------------------------------|-------|
| 73 | CONJUNTO LUCES DE GIROS TRASERA |  |  |  |  | 1 | ZT1174200035000 | Conjunto luces de giro traseras | 1 |
| | | | | | | 2 | ZT1251300063093 | Grampa M6X11x15 | 2 |
| | | | | | | 3 | ZT1251100102000 | Bulon M6x16 | 4 |
| | | | 4 | ZT1250502010093 | Arandela Esp. 6.1 | 2 | | | |
| | | | 5 | ZT1274100057095 | Buje 6.2x8.5x3.5 + 14x1.5 | 2 | | | |
| | | | 6 | ZT1244100052000 | Arandela Goma 8.5x14x1 | 4 | | | |
| | | | 7 | ZT1274100018000 | Buje Silent-Block | 2 | | | |
| | | | 8 | ZT1244200082000 | Tapón Adhesivo | 1 | | | |
| | | | 9 | | | | | | |
| 74 | INSTALACIÓN DE LUCES TRASERA NEGRO |  |  |  |  | 1 | ZT1184200030000 | Instalación de luces traseras | 1 |
| | | | | | | 2 | ZT1270300273000 | Pasacable Flex. L=73 | 1 |
| | | | | | | 3 | ZT1224200003000 | Grampa Flexible Freno Trasero | 1 |
| | | | 4 | ZT1251100101000 | Bulon M6x12 | 2 | | | |
| | | | 5 | ZT1224100037000 | Precintos 3.6x295 | 3 | | | |
| | | | 6 | ZT1251100122093 | Bulon M8x16 | 4 | | | |
| | | | 7 | ZT1251700058093 | Buje 8.2x11x4.5 + 16x1.5 | 4 | | | |
| | | | 8 | ZT1240300071000 | Arandela Goma 11x16x1 | 4 | | | |
| | | | 9 | ZT4044201108021 | Tapa guardabarro cortaspray Negro | 1 | | | |









| FIG. | NOMBRE | IMAGEN CONJUNTO | IMAGEN DE PARTES | Nº | CÓDIGO | DESCRIPCIÓN | CANT. |
|------|-------------------------------------|--|---|----|-----------------|----------------------------------|-------|
| 75 | INSTALACIÓN DE LUCES TRASERA GRIS |  |  | 1 | ZT1184200030000 | Instalación de luces traseras | 1 |
| | | | | 2 | ZT1270300273000 | Pasacable Flex. L=73 | 1 |
| | | | | 3 | ZT1224200003000 | Grampa Flexible Freno Trasero | 1 |
| | | | | 4 | ZT1251100101000 | Bulon M6x12 | 2 |
| | | | | 5 | ZT1224100037000 | Precintos 3.6x295 | 3 |
| | | | | 6 | ZT1251100122093 | Bulon M8x16 | 4 |
| | | | | 7 | ZT1251700058093 | Buje 8.2x11x4.5 + 16x1.5 | 4 |
| | | | | 8 | ZT1240300071000 | Arandela Goma 11x16x1 | 4 |
| | | | | 9 | ZT4044201108052 | Tapa guardabarro cortaspray Gris | 1 |
| 76 | FAROS DE GIRO TRASERO Y LUZ PATENTE |  |  | 1 | ZT1224200120000 | Soporte giros traseros | 1 |
| | | | | 2 | ZT1174200019000 | Faro Giro Tras. Izq. | 1 |
| | | | | 3 | ZT1174200020000 | Faro Giro Tras. Der. | 1 |
| | | | | 4 | ZT1174200021000 | Faro Patente | 1 |
| | | | | 5 | | | |
| | | | | 6 | | | |
| | | | | 7 | | | |
| | | | | 8 | | | |
| | | | | 9 | | | |













| FIG. | NOMBRE | IMAGEN CONJUNTO | IMAGEN DE PARTES | | | Nº | CÓDIGO | DESCRIPCIÓN | CANT. |
|------|-----------------------|--|--|---|---|----|-----------------|--|-------|
| 77 | CUADRO |  |  |  |  | 1 | ZT4014200010000 | Cuadro Zontes T310 | 1 |
| | | |  |  |  | 2 | ZT1130900026000 | Cubeta Cuadro | 2 |
| | | |  |  |  | 3 | ZT1274100006000 | Filtro Aceite Cuadro | 1 |
| | | |  |  |  | 4 | ZT1051453003000 | O-Ring 27.4x2.65 | 1 |
| | | |  |  |  | 5 | ZT1274100024000 | junta Enfriamiento de Aceite | 1 |
| | | |  |  |  | 6 | ZT1244100033000 | Junta 12x20x2 | 1 |
| | | |  |  |  | 7 | ZT1251100066093 | Tapón Drenaje Aceite M12x1.5x15 | 1 |
| | | |  |  |  | 8 | ZT1251100086093 | Bulon M10x1.5x112 | 1 |
| | | |  |  |  | 9 | ZT1251300057093 | Tuerca M10x1.5 | 1 |
| 78 | INSTALACIÓN ELÉCTRICA |  |  |  |  | 1 | ZT1184200098007 | Instalación Electrica Principal T1 | 1 |
| | | |  |  |  | 2 | ZT1224100051000 | Precintos 2.5x10 | 3 |
| | | |  |  |  | 3 | ZT1224100037000 | Precintos 3.6x295 | 20 |
| | | |  |  |  | 4 | ZT1184100017000 | Relé Inyección Electronica Combustible | 3 |
| | | |  |  |  | 5 | ZT1184100002000 | Interruptor de Descarga | 1 |
| | | |  |  |  | 6 | ZT1244100082000 | Capuchón de Interruptor de Descarga | 1 |
| | | |  |  |  | 7 | ZT1184200039000 | Destellador | 1 |
| | | |  |  |  | 8 | ZT1184200016000 | Sirena de Alarma PKE | 1 |
| | | |  |  |  | 9 | | | |






| FIG. | NOMBRE | IMAGEN CONJUNTO | IMAGEN DE PARTES | Nº | CÓDIGO | DESCRIPCIÓN | CANT. |
|------|------------------------|--|---|----|-----------------|---|-------|
| 79 | FÚSIBLES |  |  | 1 | ZT1184200127000 | Fusible 10A | 8 |
| | | | | 2 | ZT1184200128000 | Fusible 15A | 6 |
| | | | | 3 | ZT1184200129000 | FUSible 25A | 3 |
| | | | | 4 | ZT1184100080000 | Fusible 15A | 1 |
| | | | | 5 | | | |
| | | | | 6 | | | |
| | | | | 7 | | | |
| | | | | 8 | | | |
| | | | | 9 | | | |
| 80 | BOBINA EXTERNA Y BUJÍA |  |  | 1 | ZT1184200104007 | Bobina Externa (Con Cable Alta Tensión) | 1 |
| | | | | 2 | ZT1274100085000 | Soporte Bobina Externa | 1 |
| | | | | 3 | ZT1250201032093 | Bulon M5x16 | 2 |
| | | | | 4 | ZT1251100102000 | Bulon M6x16 | 1 |
| | | | | 5 | ZT1050954017000 | Bujía | 1 |
| | | | | 6 | | | |
| | | | | 7 | | | |
| | | | | 8 | | | |
| | | | | 9 | | | |





| FIG. | NOMBRE | IMAGEN CONJUNTO | IMAGEN DE PARTES | Nº | CÓDIGO | DESCRIPCIÓN | CANT. |
|------|---|--|---|----|-----------------|------------------------------------|-------|
| 81 | BOCINA REGULADOR TENSIÓN CERRADURA DE ASIENTO |  |  | 1 | ZT1184200004000 | Bocina | 1 |
| | | | | 2 | ZT1184200133000 | Regulador Tensión (230w) | 1 |
| | | | | 3 | ZT1250303010093 | Tuerca M6 | 2 |
| | | | | 4 | ZT1274100058000 | Cerradura Electronica Asiento | 1 |
| | | | | 5 | ZT1251100102000 | Bulon M6x16 | 3 |
| | | | | 6 | ZT1184100012000 | Interruptor de Motor | 1 |
| | | | | 7 | ZT1250205040095 | Bulon M8X16 | 2 |
| | | | | 8 | ZT1274100017000 | Pasacable de Instalación Electrica | 2 |
| | | | | 9 | ZT1274100095000 | Pasacable de Interruptor | 1 |
| 82 | GOMAS SILENT-BLOCK |  |  | 1 | ZT1224200016000 | Pasacable Cable | 1 |
| | | | | 2 | ZT1274100007000 | Buje | 1 |
| | | | | 3 | ZT1250105236093 | Bulon GB5789 M6x55 | 1 |
| | | | | 4 | ZT1244100019000 | Goma posición interno de Tanque | 1 |
| | | | | 5 | ZT1244100002000 | Silent-Block Cachas Tanque | 10 |
| | | | | 6 | ZT1244100061000 | Tapon de Cuadro | 4 |
| | | | | 7 | ZT1240300007000 | Goma Silent-Block Batería | 1 |
| | | | | 8 | | | |
| | | | | 9 | | | |





| FIG. | NOMBRE | IMAGEN CONJUNTO | IMAGEN DE PARTES | Nº | CÓDIGO | DESCRIPCIÓN | CANT. |
|------|-------------------|---|--|----|-----------------|----------------------------------|-------|
| 83 | SOPORTES DE MOTOR |   |   | 1 | ZT1020242185000 | Soporte motor superior izquierdo | 1 |
| | | | | 2 | ZT1020242186000 | Soporte motor superior derecho | 1 |
| | | | | 3 | ZT1251100132003 | Bulon M10x1.5x80 | 6 |
| | | | | 4 | ZT1251300057093 | Tuerca M10x1.5 | 6 |
| | | | | 5 | ZT4024200005000 | Soporte motor inferior | 1 |
| | | | | 6 | | | |
| | | | | 7 | | | |
| | | | | 8 | | | |
| | | | | 9 | | | |
| 84 | SOSTEN LATERAL |   <p> 备注：该侧支架与V前减震配套使用。购买时请在备注减震类型（如图中所示）再自行下单。 Remark: This side bracket is used with V front shock absorber. Please check the shock absorption type (as shown in the picture) before placing the order. </p> |   | 1 | ZT1274200070000 | Sosten Lateral T310 | 1 |
| | | | | 2 | ZT1251100088094 | Bulon M10x1.5x43 | 1 |
| | | | | 3 | ZT1264100001000 | Resorte Sosten Lateral | 1 |
| | | | | 4 | ZT1251700025091 | Buje de Sosten Lateral | 1 |
| | | | | 5 | ZT1251300057093 | Tuerca M10x1.5 | 1 |
| | | | | 6 | | | |
| | | | | 7 | | | |
| | | | | 8 | | | |
| | | | | 9 | | | |















| FIG. | NOMBRE | IMAGEN CONJUNTO | IMAGEN DE PARTES | | | Nº | CÓDIGO | DESCRIPCIÓN | CANT. |
|------|---------------------------|--|--|---|---|----|-----------------|--|-------|
| 85 | CAJA FILTRO AIRE |  |  |  |  | 1 | ZT1224200058000 | Caja Filtro Aire | 1 |
| | | | | | | 2 | ZT1244200017000 | Fuelle Admisión Aire Caja Filtro | 1 |
| | | | | | | 3 | ZT1051354004000 | Abrazadera 56x10 | 1 |
| | | | 4 | ZT1251300063093 | Grampa M6X11x15 | 5 | | | |
| | | | 5 | ZT1251100101000 | Bulon M6x12 | 2 | | | |
| | | | 6 | ZT1224200065000 | Filtro de Aire | 1 | | | |
| | | | 7 | | | | | | |
| | | | 8 | | | | | | |
| | | | 9 | | | | | | |
| 86 | TANQUE FILTRO COMBUSTIBLE |  |  |  |  | 1 | ZT1224200158000 | Tanque Filtro Combustible | 1 |
| | | | | | | 2 | ZT1050954009000 | Electrovalvula Tanque Filtro Combustible | 1 |
| | | | | | | 3 | ZT1250303010093 | Tuerca M6 | 1 |
| | | | 4 | ZT1244200004000 | Manguera Tanque Filtro Secundario | 1 | | | |
| | | | 5 | ZT1251300063093 | Grampa M6X11x15 | 2 | | | |
| | | | 6 | ZT1251100101000 | Bulon M6x12 | 2 | | | |
| | | | 7 | | | | | | |
| | | | 8 | | | | | | |
| | | | 9 | | | | | | |











| FIG. | NOMBRE | IMAGEN CONJUNTO | IMAGEN DE PARTES | | | Nº | CÓDIGO | DESCRIPCIÓN | CANT. |
|------|---------------------|--|--|---|---|----|-----------------|--------------------------------------|-------|
| 87 | CUERPO DE INYECCIÓN |  |  |  |  | 1 | ZT1251100061093 | Bulon M6x22 | 2 |
| | | | | | | 2 | ZT1050954012000 | Acople Cuerpo de Inyección | 1 |
| | | | | | | 3 | ZT1051453007000 | O-Ring 45x2.1 | 1 |
| | | |  |  |  | 4 | ZT1051354004000 | Abrazadera 56x10 | 1 |
| | | | | | | 5 | ZT1050954005000 | Cuerpo de Inyección | 1 |
| | | | | | | 6 | ZT1251112001093 | Bulon M6x16 | 1 |
| | | |  |  |  | 7 | ZT1050954008000 | Capuchón de Inyector | 1 |
| | | | | | | 8 | ZT1050954007000 | Inyector Combustible | 1 |
| | | | | | | 9 | ZT1050953028000 | Sensor Presión y Temperatura de Aire | 1 |
| 88 | MOTOR PASO A PASO |  |  | | | 1 | ZT1050953027000 | Motor Paso a Paso | 1 |
| | | | | | | 2 | | | |
| | | | | | | 3 | | | |
| | | | | | | 4 | | | |
| | | | | | | 5 | | | |
| | | | | | | 6 | | | |
| | | | | | | 7 | | | |
| | | | | | | 8 | | | |
| | | | | | | 9 | | | |
















| FIG. | NOMBRE | IMAGEN CONJUNTO | IMAGEN DE PARTES | | | Nº | CÓDIGO | DESCRIPCIÓN | CANT. | | | | |
|------|------------------|--|---|---|--|----|-----------------|-------------------------------------|-------|--|--|--|--|
| 89 | MOTOR COMPLETO |  |  | | | 1 | ZT5540101009000 | Motor Completo RTX (Magneto Grande) | 1 | | | | |
| | | | | | | 2 | | | | | | | |
| | | | | | | 3 | | | | | | | |
| | | | | | | 4 | | | | | | | |
| | | | | | | 5 | | | | | | | |
| | | | | | | 6 | | | | | | | |
| | | | | | | 7 | | | | | | | |
| | | | | | | 8 | | | | | | | |
| | | | | | | 9 | | | | | | | |
| 90 | TAPA CUBRE PIÑON |  |  |  | | 1 | ZT4044201022051 | Tapa Cubre Piñon | 1 | | | | |
| | | | | | | 2 | ZT1251112003093 | Bulon M6x45 | 2 | | | | |
| | | | | | | 3 | | | | | | | |
| | | | | | | 4 | | | | | | | |
| | | | | | | 5 | | | | | | | |
| | | | | | | 6 | | | | | | | |
| | | | | | | 7 | | | | | | | |
| | | | | | | 8 | | | | | | | |
| | | | | | | 9 | | | | | | | |





| FIG. | NOMBRE | IMAGEN CONJUNTO | IMAGEN DE PARTES | Nº | CÓDIGO | DESCRIPCIÓN | CANT. |
|------|--|--|---|----|-----------------|---------------------------------------|-------|
| 91 | JUNTA ESPAPE Y BRIDA SALIDA ESCAPE |  |  | 1 | ZT1070100133000 | Junta de Escape | 1 |
| | | | | 2 | ZT1020241094000 | Brida Tubo Salida Escape | 1 |
| | | | | 3 | ZT1251300058093 | Tuerca M8 Tubo Salida Escape | 2 |
| | | | | 4 | | | |
| | | | | 5 | | | |
| | | | | 6 | | | |
| | | | | 7 | | | |
| | | | | 8 | | | |
| | | | | 9 | | | |
| 92 | TUBO SALIDA ESCAPE CON CATALIZADOR EURO IV |  |  | 1 | ZT1050953008000 | Sonda Lambda | 1 |
| | | | | 2 | ZT1224100013000 | Hebilla Fij. Sonda Lambda | 1 |
| | | | | 3 | ZT1124200002000 | Salida Escape con Catalizador Euro IV | 1 |
| | | | | 4 | ZT1244100064000 | Goma Silent-Block Silenciador | 2 |
| | | | | 5 | ZT1274100068095 | Buje Fij. Catalizador | 4 |
| | | | | 6 | ZT1250205023000 | Bulon M8x35 Allen | 2 |
| | | | | 7 | ZT1250303011093 | Tuerca M8 | 1 |
| | | | | 8 | ZT1124200015000 | Tubo Salida de Escape | 1 |
| | | | | 9 | | | |





| FIG. | NOMBRE | IMAGEN CONJUNTO | IMAGEN DE PARTES | Nº | CÓDIGO | DESCRIPCIÓN | CANT. |
|------|--|--|---|----|-----------------|--------------------------------------|-------|
| 93 | SILENCIADOR |  |  | 1 | ZT4024200003035 | Silenciador Titanio | 1 |
| | | | | 2 | ZT1124100012000 | Junta Grafito Silenciador 37.8x25x10 | 1 |
| | | | | 3 | ZT1274100074000 | Abrazadera Silenciador | 1 |
| | | | | 4 | ZT4024200004035 | Protector Frontal Silenciador | 1 |
| | | | | 5 | ZT1250501010000 | Grower 6 | 2 |
| | | | | 6 | ZT1251100101000 | Bulon M6x12 | 2 |
| | | | | 7 | ZT1244100064000 | Goma Silent-Block Silenciador | 1 |
| | | | | 8 | ZT1274100068095 | Buje Fij. Catalizador | 2 |
| | | | | 9 | ZT1250205023000 | Bulon M8x35 Allen | 2 |
| 94 | SOPORTE IZQUIERDO PEDALIN ACOMPAÑANTE |  |  | 1 | ZT1274200048000 | Soporte Izq. Pedalin Acompañante | 1 |
| | | | | 2 | ZT1250205034093 | Bulon M8X16 | 1 |
| | | | | | ZT1250205023000 | Bulon M8x35 Allen | 2 |
| | | | | 3 | ZT1244100002000 | Silent-Block Cachas Tanque | 2 |
| | | | | 4 | ZT1274200073000 | Pedalin acompañante izq | 1 |
| | | | | 5 | ZT1264100005000 | Resorte Esfera Posición Pedalin | 1 |
| | | | | 6 | ZT1274100010000 | Esfera Posición Pedalin Acompañante | 1 |
| | | | | 7 | ZT1270300272000 | Placa Posición Pedalin | 1 |
| | | | | 8 | ZT1274100012000 | Perno Pedalin | 1 |
| 9 | ZT1264100006000 | Seguer E | 1 | | | | |





| FIG. | NOMBRE | IMAGEN CONJUNTO | IMAGEN DE PARTES | | | Nº | CÓDIGO | DESCRIPCIÓN | CANT. |
|------|-----------------------------|--|---|---|---|----|-----------------|----------------------------------|-------|
| 95 | PEDALIN IZQUIERDO CONDUCTOR |  |  |  |  | 1 | ZT1274100035000 | Soporte Pedalin Conductor | 1 |
| | | |  |  |  | 2 | ZT1264100003000 | Resorte Pedalin Izquierdo | 1 |
| | | |  | | | 3 | ZT1274200195000 | Pedalin Conductor Izquierdo (V2) | 1 |
| | | | | | | 4 | ZT1274100012000 | Perno Pedalin | 1 |
| | | | | | | 5 | ZT1264100006000 | Seguer E | 1 |
| | | | | | | 6 | ZT1251500048000 | Arandela Soporte Pedalin | 1 |
| | | | | | | 7 | ZT1251100123093 | Bulon M8x25 | 1 |
| | | | | | | 8 | | | |
| | | | | | | 9 | | | |
| 96 | LEVA COMANDO DE CAMBIOS |  |  |  |  | 1 | ZT1274100039000 | Leva Comando de Cambios | 1 |
| | | |  |  | | 2 | ZT1251100061093 | Bulon M6x22 | 2 |
| | | | | | | 3 | ZT1250303010093 | Tuerca M6 | 1 |
| | | | | | | 4 | ZT1274100042000 | Rotula Leva Comando de Cambio | 1 |
| | | | | | | 5 | ZT1250301020093 | Tuerca M6 | 1 |
| | | | | | | 6 | | | |
| | | | | | | 7 | | | |
| | | | | | | 8 | | | |
| | | | | | | 9 | | | |

| FIG. | NOMBRE | IMAGEN CONJUNTO | IMAGEN DE PARTES | Nº | CÓDIGO | DESCRIPCIÓN | CANT. |
|------|--------------------|--|--|----|-----------------|--------------------------------|-------|
| 97 | PALANCA CAMBIOS |  |       | 1 | ZT1274200160000 | Palanca Cambios | 1 |
| | | | | 2 | ZT1250303010093 | Tuerca M6 | 1 |
| | | | | 3 | ZT1251100061093 | Bulon M6x22 | 1 |
| | | | | 4 | ZT1274100043000 | Rotula Palanca Cambios | 1 |
| | | | | 5 | ZT1250301018093 | Varilla Palanca Cambios | 1 |
| | | | | 6 | ZT1274200003000 | Varilla Palanca Cambios 10x130 | 1 |
| 98 | SOPORTE DE CANDADO |  |   | 1 | ZT1274200037000 | Soporte de Candado | 1 |
| | | | | 2 | ZT1251100101000 | Bulon M6x12 | 2 |
| | | | | 3 | | | |
| | | | | 4 | | | |
| | | | | 5 | | | |
| | | | | 6 | | | |
| | | | | 7 | | | |
| | | | | 8 | | | |
| | | | | 9 | | | |

| FIG. | NOMBRE | IMAGEN CONJUNTO | IMAGEN DE PARTES | | | Nº | CÓDIGO | DESCRIPCIÓN | CANT. |
|------|---|--|--|---|---|----|-----------------|-------------------------------------|-------|
| 99 | SOPORTE DERECHO PEDALIN ACOMPAÑANTE |  |  |  |  | 1 | ZT1274200049000 | Soporte Der. Pedalin Acompañante | 1 |
| | | | | | | 2 | ZT1250205034093 | Bulon M8X16 | 1 |
| | | | | | | 3 | ZT1250205023000 | Bulon M8x35 Allen | 2 |
| | | | | | | 4 | ZT1244100002000 | Silent-Block Cachas Tanque | 2 |
| | | |  |  |  | 5 | ZT1274200074000 | Pedalin acompañante der | 1 |
| | | | | | | 6 | ZT1264100005000 | Resorte Esfera Posición Pedalin | 1 |
| | | |  |  |  | 7 | ZT1274100010000 | Esfera Posición Pedalin Acompañante | 1 |
| | | | | | | 8 | ZT1270300272000 | Placa Posición Pedalin | 1 |
| | | | | | | 9 | ZT1274100012000 | Perno Pedalin | 1 |
| 100 | PEDALIN CONDUCTOR DERECHO |  |  |  |  | 1 | ZT1264100006000 | Seguer E | 1 |
| | | | | | | 2 | ZT1274200194000 | Pedalin Conductor Derecho | 1 |
| | | | | | | 3 | ZT1264100004000 | Resorte Pedalin Derecho | 1 |
| | | |  | | | 4 | ZT1274100012000 | Perno Pedalin | 1 |
| | | | | | | 5 | ZT1264100006000 | Seguer E | 1 |
| | | | | | | 6 | | | |
| | | | | | | 7 | | | |
| | | | | | | 8 | | | |
| | | | | | | 9 | | | |

| FIG. | NOMBRE | IMAGEN CONJUNTO | IMAGEN DE PARTES | Nº | CÓDIGO | DESCRIPCIÓN | CANT. |
|------|---------------------|--|---|----|-----------------|-----------------------------------|-------|
| 101 | PEDAL FRENO TRASERO |  |  | 1 | ZT1274200010000 | Pedal Freno Trasero | 1 |
| | | | | 2 | ZT1260100119093 | Resorte Pedal Freno Tras | 1 |
| | | | | 3 | ZT1251100131000 | Bulon M10x1.5x36 | 1 |
| | | | | 4 | ZT1251500060095 | Arandela 10.5x26x1 | 1 |
| | | | | 5 | | | |
| | | | | 6 | | | |
| | | | | 7 | | | |
| | | | | 8 | | | |
| | | | | 9 | | | |
| 102 | PEDALINES |  |  | 1 | ZT1244200036000 | Goma pedalín | 4 |
| | | | | 2 | ZT1274200051000 | Placa de Goma Pedalin | 4 |
| | | | | 3 | ZT1251100224000 | Bulón M6x26 para pedalín con goma | 2 |
| | | | | 4 | ZT1274200254093 | Buje 6x12x19 | 2 |
| | | | | 5 | ZT1250205038000 | Bulon M5X12 | 4 |
| | | | | 6 | | NO SE VENDE | 1 |
| | | | | 7 | | NO SE VENDE | 1 |
| | | | | 8 | | NO SE VENDE | 1 |
| | | | | 9 | | NO SE VENDE | 1 |

| FIG. | NOMBRE | IMAGEN CONJUNTO | IMAGEN DE PARTES | Nº | CÓDIGO | DESCRIPCIÓN | CANT. |
|------|------------------|--|---|----|-----------------|---------------------------------------|-------|
| 103 | RADIADORES |  |  | 1 | ZT1274200004000 | Radiador Izquierdo | 1 |
| | | | | 2 | ZT1244200011000 | Tubo Conexión entre Radiadores | 1 |
| | | | | 3 | ZT1274200090000 | Abrazadera Clip | 2 |
| | | | | 4 | ZT1274200005000 | Radiador Derecho | 1 |
| | | | | 5 | ZT1244100002000 | Silent-Block Cachas Tanque | 4 |
| | | | | 6 | ZT1251100061093 | Bulon M6x22 | 5 |
| | | | | 7 | ZT1274200139000 | Termostato radiador izquierdo | 1 |
| | | | | 8 | | | |
| | | | | 9 | | | |
| 104 | TANQUE AGUA VICE |  |  | 1 | ZT1224200006000 | Tanque Agua Vice | 1 |
| | | | | 2 | ZT1244200013000 | Tubo Conexión Radiador de Tanque Agua | 1 |
| | | | | 3 | ZT1274200088000 | Abrazadera Clip 10.5 | 2 |
| | | | | 4 | ZT1274200079000 | Abrazadera Clip 9 | 1 |
| | | | | 5 | ZT1244200025000 | Tubo Drenaje Tanque Agua | 1 |
| | | | | 6 | ZT1251100061093 | Bulon M6x22 | 1 |
| | | | | 7 | | | |
| | | | | 8 | | | |
| | | | | 9 | | | |

| FIG. | NOMBRE | IMAGEN CONJUNTO | IMAGEN DE PARTES | Nº | CÓDIGO | DESCRIPCIÓN | CANT. |
|------|------------------------------------|--|---|----|-----------------|--|-------|
| 105 | TERMOSTATO Y MANGUERAS DE RADIADOR |  |  | 1 | ZT1244200001000 | Tubo Salida Agua de Motor | 1 |
| | | | | 2 | ZT1274200019000 | Termostato | 1 |
| | | | | 3 | ZT1244200010000 | Tubo entrada Agua de Radiador Izquierdo | 1 |
| | | | | 4 | ZT1244200021000 | Tubo Agua Chico de Circuito de Refrigeración | 1 |
| | | | | 5 | ZT1244200098000 | Tubo Entrada de Agua de Motor (V2) | 1 |
| | | | | 6 | ZT1244200012000 | Tubo Agua de Motor | 1 |
| | | | | 7 | ZT1274200089000 | Abrazadera Clip 22 | 1 |
| | | | | 8 | ZT1274200090000 | Abrazadera Clip | 4 |
| | | | | 9 | ZT1274200091000 | Abrazadera Clip 27 | 2 |
| | | | | 10 | ZT1274200041000 | Abrazadera Maguera Motor | 3 |
| 106 | TUBOS ACEITE MOTOR-CUADRO |  |  | 1 | ZT1244200016000 | Tubo Aceite por lado Cuadro | 1 |
| | | | | 2 | ZT1244200014000 | Tubo Salida Aceite de Motor | 1 |
| | | | | 3 | ZT1244200015000 | Tubo Entrada Aceite de Motor | 1 |
| | | | | 4 | ZT1244100034000 | junta Sello 14x20x2 | 6 |
| | | | | 5 | ZT1251100089094 | Bulon Aceite M14x1.50x32 | 3 |
| | | | | 6 | ZT1051454014000 | O-Ring 9.8x2.5 | 3 |
| | | | | 7 | ZT1251100061093 | Bulon M6x22 | 3 |
| | | | | 8 | | | |
| | | | | 9 | | | |










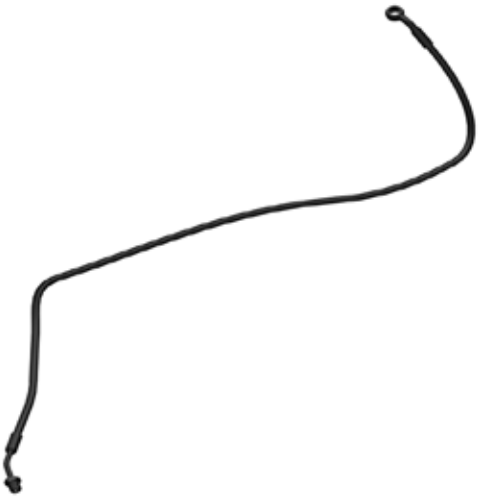



CATÁLOGO DE PIEZAS DE REPUESTO





FRENOS - T310 2 - ALEACIÓN








BETAMOTOR ARGENTINA S.A.

| FIG. | NOMBRE | IMAGEN CONJUNTO | IMAGEN DE PARTES | Nº | CÓDIGO | DESCRIPCIÓN | CANT. |
|------|--|--|---|----|-----------------|------------------------------|-------|
| 1 | FLEXIBLE FRENO DELANTERO CALIPER - UNIDAD HIDRAULICA |  |  | 1 | ZT1100100548000 | Flexible Freno FC- HU 290x96 | 1 |
| | | | | 2 | ZT1251100112000 | Bulon M10 Flexible Freno | 1 |
| | | | | 3 | ZT1251513013000 | Arandela Cobre 10.2x15x1.5 | 2 |
| | | | | 4 | | | |
| | | | | 5 | | | |
| | | | | 6 | | | |
| | | | | 7 | | | |
| | | | | 8 | | | |
| | | | | 9 | | | |
| 2 | FLEXIBLE FRENO TRASERO CALIPER - UNIDAD HIDRAULICA |  |  | 1 | ZT1100100126000 | Flexible Freno RC - HU | 1 |
| | | | | 2 | ZT1251100112000 | Bulon M10 Flexible Freno | 1 |
| | | | | 3 | ZT1251513013000 | Arandela Cobre 10.2x15x1.5 | 2 |
| | | | | 4 | | | |
| | | | | 5 | | | |
| | | | | 6 | | | |
| | | | | 7 | | | |
| | | | | 8 | | | |
| | | | | 9 | | | |

| FIG. | NOMBRE | IMAGEN CONJUNTO | IMAGEN DE PARTES | | | Nº | CÓDIGO | DESCRIPCIÓN | CANT. |
|------|--|--|---|---|---|----|-----------------|----------------------------|-------|
| 3 | FLEXIBLE FRENO TRASERO BOMBA - UNIDAD HIDRAULICA |  |  |  | | 1 | ZT1100100125000 | Flexible Freno RMC - HU | 1 |
| | | | | | | 2 | ZT1251513013000 | Arandela Cobre 10.2x15x1.5 | 2 |
| | | | | | | 3 | | | |
| | | | | | | 4 | | | |
| | | | | | | 5 | | | |
| | | | | | | 6 | | | |
| | | | | | | 7 | | | |
| | | | | | | 8 | | | |
| | | | | | | 9 | | | |
| 4 | FLEXIBLE FRENO DELANTERO BOMBA - UNIDAD HIDRAULICA |  |  |  |  | 1 | ZT1100100221000 | Flexible Freno FMC - HU | 1 |
| | | | | | | 2 | ZT1251100112000 | Bulon M10 Flexible Freno | 1 |
| | | | | | | 3 | ZT1251513013000 | Arandela Cobre 10.2x15x1.5 | 2 |
| | | | | | | 4 | | | |
| | | | | | | 5 | | | |
| | | | | | | 6 | | | |
| | | | | | | 7 | | | |
| | | | | | | 8 | | | |
| | | | | | | 9 | | | |

| FIG. | NOMBRE | IMAGEN CONJUNTO | IMAGEN DE PARTES | Nº | CÓDIGO | DESCRIPCIÓN | CANT. |
|------|-------------------------------|--|--|----|-----------------|------------------------------|-------|
| 5 | BOMBA FRENO TRASERO COMPLETO |  |  | 1 | ZT1100100119000 | Bomba Freno Trasera Compl. | 1 |
| | | | | 2 | ZT1100100393000 | Bulbo Freno Trasero | 1 |
| | | | | 3 | | | |
| | | | | 4 | | | |
| | | | | 5 | | | |
| | | | | 6 | | | |
| | | | | 7 | | | |
| | | | | 8 | | | |
| | | | | 9 | | | |
| 6 | UNIDAD CONTROL HIDRÁULICO ABS |  |  | 1 | ZT1100100676000 | Unidad de Control Hidráulico | 1 |
| | | | | 2 | | | |
| | | | | 3 | | | |
| | | | | 4 | | | |
| | | | | 5 | | | |
| | | | | 6 | | | |
| | | | | 7 | | | |
| | | | | 8 | | | |
| | | | | 9 | | | |

| FIG. | NOMBRE | IMAGEN CONJUNTO | IMAGEN DE PARTES | Nº | CÓDIGO | DESCRIPCIÓN | CANT. | |
|------|-------------------------|--|--|----|-----------------|-------------------------|-------|--|
| 7 | CALIPER FRENO DELANTERO |   |  | 1 | ZT1100100370000 | Caliper Freno Delantero | 1 | |
| | | | | 2 | | | | |
| | | | | 3 | | | | |
| | | | | 4 | | | | |
| | | | | 5 | | | | |
| | | | | 6 | | | | |
| | | | | 7 | | | | |
| | | | | 8 | | | | |
| | | | | 9 | | | | |
| 8 | CALIPER FRENO TRASERO |  |  | 1 | ZT1100100371000 | Caliper Freno Trasero | 1 | |
| | | | | 2 | | | | |
| | | | | 3 | | | | |
| | | | | 4 | | | | |
| | | | | 5 | | | | |
| | | | | 6 | | | | |
| | | | | 7 | | | | |
| | | | | 8 | | | | |
| | | | | 9 | | | | |














CATÁLOGO DE PIEZAS DE REPUESTO















ZONTES - MOTOR























BETAMOTOR ARGENTINA S.A.


| FIG. | NOMBRE | IMAGEN CONJUNTO | IMAGEN DE PARTES | Nº | CÓDIGO | DESCRIPCIÓN | CANT. |
|------|--------|--|---|----|-----------------|------------------------------------|-------|
| 1 | |  |  | 1 | ZT4050654003000 | Tapa Cilindro c/Arbol Levas | 1 |
| | | | | 2 | ZT1050153005000 | Retén Tapa de Cilindro | 2 |
| | | | | 3 | ZT1251112010000 | Bulon M8x110 | 2 |
| | | | | 4 | | | 1 |
| | | | | 5 | ZT1251401003000 | Buje Posicionador 10x14 | 1 |
| | | | | 6 | ZT1251401001000 | Buje Posicionador 8x14 | 2 |
| | | | | 7 | ZT1051454001000 | O-Ring 7.5x1.5 | 1 |
| | | | | 8 | ZT1251300052094 | Tuerca Ciega M6x9 | 4 |
| | | | | 9 | ZT1251500041000 | Arandela 10.3x20x2 | 4 |
| 2 | |  |  | 1 | ZT4050654004000 | Tapa Cilindro c/Valvulas | 1 |
| | | | | 2 | ZT1050154042000 | Arbol Levas Admisión (9 MM) | 1 |
| | | | | 3 | ZT1050154043000 | Arbol Levas Escape (9 MM) | 1 |
| | | | | 4 | ZT1050954017000 | Bujía | 1 |
| | | | | 5 | ZT1051454013000 | O-Ring 18x2.65 | 1 |
| | | | | 6 | ZT1051954001000 | Tubo Salida Aceite Tapa Cilindro | 1 |
| | | | | 7 | ZT1251112001093 | Bulon M6x16 | 2 |
| | | | | 8 | ZT1050154032000 | 3x27 Slidelifter | 4 |
| | | | | 9 | ZT1050154020000 | Pastillas regulación válvulas 8.85 | 4 |




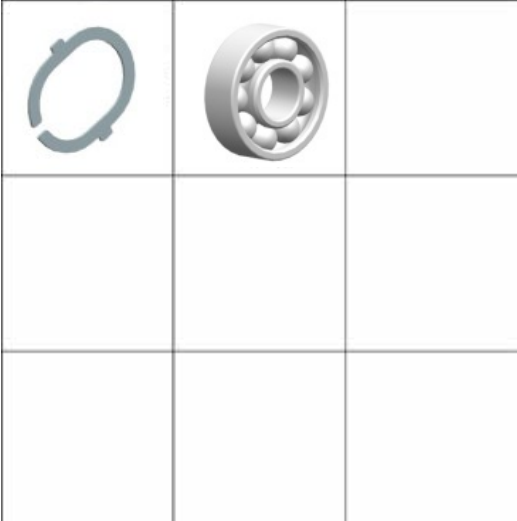
| FIG. | NOMBRE | IMAGEN CONJUNTO | IMAGEN DE PARTES | | | Nº | CÓDIGO | DESCRIPCIÓN | CANT. | |
|------|--------|--|--|---|---|----|-----------------|-------------------------------|-------|--|
| 3 | |  |  |  | | 1 | ZT1050954003000 | Sensor Aceite y Agua + O-Ring | 1 | |
| | | | | | | 2 | ZT1051454009000 | O-Ring 9x2 | 1 | |
| | | | | | | 3 | | | | |
| | | | | | | 4 | | | | |
| | | | | | | 5 | | | | |
| | | | | | | 6 | | | | |
| | | | | | | 7 | | | | |
| | | | | | | 8 | | | | |
| | | | | | | 9 | | | | |
| 4 | |  |  |  |  | 1 | ZT4050654001000 | Tapa Cilindro | 1 | |
| | | | | | | 2 | ZT1050154012000 | Valvula Admisión A | 2 | |
| | | | | | | 3 | ZT1050154013000 | Valvula Escape A | 2 | |
| | | | | | | 4 | ZT1051553001000 | Retén Vavula 5.0 | 4 | |
| | | | | | | 5 | ZT1050153015000 | Apollo Resorte Valvula | 4 | |
| | | | | | | 6 | ZT1050154040000 | Resorte válvula admisión | 4 | |
| | | | | | | 7 | ZT1050154039000 | Resorte válvula escape | 4 | |
| | | | | | | 8 | ZT1050154016000 | Platillo Resorte Valvula | 4 | |
| | | | | | | 9 | ZT1050154017000 | Seguro Valvula | 8 | |





| FIG. | NOMBRE | IMAGEN CONJUNTO | IMAGEN DE PARTES | | | Nº | CÓDIGO | DESCRIPCIÓN | CANT. |
|------|--------|--|---|---|---|----|-----------------|---------------------------|-------|
| 5 | |  |  |  |  | 1 | ZT1040754001000 | Tapa de Valvulas | 1 |
| | | | | | | 2 | ZT1251100067093 | Bulon M6x10 | 1 |
| | | | | | | 3 | ZT1251513001019 | Arandela 6.3x12x1.6 Cobre | 1 |
| | | |  |  |  | 4 | ZT1250205023000 | Bulon M8x35 Allen | 1 |
| | | | | | | 5 | ZT1251112003093 | Bulon M6x45 | 2 |
| | | | | | | 6 | ZT1251112002093 | Bulon M6x30 | 8 |
| | | |  | | | 7 | ZT1051654001000 | Junta Tapa Valvulas | 1 |
| | | | | | | 8 | | | |
| | | | | | | 9 | | | |
| 6 | |  |  |  |  | 1 | ZT4050554001000 | Cilindro con Piston | 1 |
| | | | | | | 2 | ZT1051654006000 | Junta Tapa Cilindro | 1 |
| | | | | | | 3 | ZT1051654007000 | Junta Cilindro-Carter | 1 |
| | | |  |  | | 4 | ZT1251112002093 | Bulon M6x30 | 1 |
| | | | | | | 5 | ZT1051301052000 | Buje Posicionador 12x20 | 2 |
| | | | | | | 6 | | | |
| | | | | | | 7 | | | |
| | | | | | | 8 | | | |
| | | | | | | 9 | | | |










| FIG. | NOMBRE | IMAGEN CONJUNTO | IMAGEN DE PARTES | | | Nº | CÓDIGO | DESCRIPCIÓN | CANT. |
|------|--------|--|--|---|---|----|-----------------|--------------------------------|-------|
| 7 | |  |  |  | | 1 | ZT4050554002000 | Cilindro con tubo entrada agua | 1 |
| | | | | | | 2 | ZT1050454013000 | Pistón Completo | 1 |
| | | | | | | 3 | | | |
| | | | | | | 4 | | | |
| | | | | | | 5 | | | |
| | | | | | | 6 | | | |
| | | | | | | 7 | | | |
| | | | | | | 8 | | | |
| | | | | | | 9 | | | |
| 8 | |  |  |  |  | 1 | ZT1040554001000 | Cilindro | 1 |
| | | | | | | 2 | ZT1051954007000 | Tubo Entrada y Salida Agua | 1 |
| | | | | | | 3 | ZT1051454008000 | O-Ring 19x1.5 | 1 |
| | | | | | | 4 | | | |
| | | | | | | 5 | | | |
| | | | | | | 6 | | | |
| | | | | | | 7 | | | |
| | | | | | | 8 | | | |
| | | | | | | 9 | | | |





| FIG. | NOMBRE | IMAGEN CONJUNTO | IMAGEN DE PARTES | | | Nº | CÓDIGO | DESCRIPCIÓN | CANT. |
|------|--------|--|---|---|---|----|-----------------|---------------------------|-------|
| 9 | |  |  |  |  | 1 | ZT1050454002000 | Pistón | 1 |
| | | | | | | 2 | ZT1050454003000 | Perno Piston | 1 |
| | | | | | | 3 | ZT1050454007000 | Seguro Pistón 21x1.2 | 2 |
| | | |  |  |  | 4 | ZT1050454004000 | Aro 1° Compresión | 1 |
| | | | | | | 5 | ZT1050454005000 | Aro 2° Compresión | 1 |
| | | | | | | 6 | ZT1050454006000 | Aro de Aceite | 1 |
| | | | | | | 7 | | | |
| | | | | | | 8 | | | |
| | | | | | | 9 | | | |
| 10 | |  |  |  |  | 1 | | | |
| | | | | | | 2 | | | |
| | | | | | | 3 | ZT1050254012000 | Arbol secundario completo | 1 |
| | | |  |  | | 4 | | | |
| | | | | | | 5 | | | |
| | | | | | | 6 | | | |
| | | | | | | 7 | | | |
| | | | | | | 8 | | | |
| | | | | | | 9 | | | |





| FIG. | NOMBRE | IMAGEN CONJUNTO | IMAGEN DE PARTES | Nº | CÓDIGO | DESCRIPCIÓN | CANT. | |
|------|--------|--|---|----|------------------|-------------------------------|-------|---|
| 11 | |  |  | 1 | ZT1050754013000 | Embrague Completo | 1 | |
| | | | | 2 | | | | 1 |
| | | | | 3 | | | | 1 |
| | | | | 4 | ZT1050754-006000 | Eje Leva de Embrague | 1 | |
| | | | | 5 | ZT1051754-003000 | Apoyo Leva Embrague 8x8x7,4 | 1 | |
| | | | | 6 | | | | |
| | | | | 7 | | | | |
| | | | | 8 | | | | |
| | | | | 9 | | | | |
| 12 | |  |  | 1 | ZT1050753004000 | Canasta Porta Discos Embrague | 1 | |
| | | | | 2 | | | | |
| | | | | 3 | | | | |
| | | | | 4 | | | | |
| | | | | 5 | | | | |
| | | | | 6 | | | | |
| | | | | 7 | | | | |
| | | | | 8 | | | | |
| | | | | 9 | | | | |





| FIG. | NOMBRE | IMAGEN CONJUNTO | IMAGEN DE PARTES | Nº | CÓDIGO | DESCRIPCIÓN | CANT. |
|------|--------|--|---|----|-----------------|--------------------------------------|-------|
| 13 | |  |  | 1 | ZT1050753019000 | Disco Embrague | 1 |
| | | | | 2 | ZT1050754003000 | Placa Interior Embrague | 1 |
| | | | | 3 | ZT1050754002000 | Placa Exterior Embrague | 1 |
| | | | | 4 | ZT1050753012000 | Separador Disco Embrague | 6 |
| | | | | 5 | ZT1251512031000 | Arandela 96.3x107x1 | 1 |
| | | | | 6 | ZT1251514006000 | Arandela Antivibración 10.3x28x2.4x2 | 1 |
| | | | | 7 | ZT1050754007000 | Placa Fij. Resorte Embrague | 1 |
| | | | | 8 | ZT1050754005000 | Resorte Embrague | 3 |
| | | | | 9 | ZT1251100070093 | Bulon M6x30 | 3 |
| 14 | |  |  | 1 | ZT1051354011000 | Seguro de Resorte Embrague | 3 |
| | | | | 2 | ZT1250601087000 | Rodamiento GB-6000/P5C3 | 1 |
| | | | | 3 | | | |
| | | | | 4 | | | |
| | | | | 5 | | | |
| | | | | 6 | | | |
| | | | | 7 | | | |
| | | | | 8 | | | |
| | | | | 9 | | | |





| FIG. | NOMBRE | IMAGEN CONJUNTO | IMAGEN DE PARTES | Nº | CÓDIGO | DESCRIPCIÓN | CANT. |
|------|--------|--|---|----|-----------------|--------------------------------------|-------|
| 15 | |  |  | 1 | ZT1050753010000 | Arandela Empuje Buje Embrague | 1 |
| | | | | 2 | ZT1050753022000 | Buje Embrague | 1 |
| | | | | 3 | ZT1250602014000 | Rodamiento Aguja K27x32x29.3 | 1 |
| | | | | 4 | ZT1251512022000 | Arandela 22.2x37x2 | 1 |
| | | | | 5 | ZT1251311001094 | Tuerca M16x1 | 1 |
| | | | | 6 | ZT1251514002000 | Arandela Antivibración 10.3x28x2.4x2 | 1 |
| | | | | 7 | ZT1251512011000 | Arandela 16.2x30x1 | 1 |
| | | | | 8 | | | |
| | | | | 9 | | | |
| 16 | |  |  | 1 | ZT1050654006000 | Selectora | 1 |
| | | | | 2 | ZT1050654002000 | Horquilla Selectora Izq | 1 |
| | | | | 3 | ZT1050654004000 | Horquilla Selectora Centro | 1 |
| | | | | 4 | ZT1050654003000 | Horquilla Selectora Der | 1 |
| | | | | 5 | ZT1050653007000 | Eje Horquillas Selectora | 1 |
| | | | | 6 | ZT1050653003000 | Eje Transmisión Selectora | 1 |
| | | | | 7 | | | |
| | | | | 8 | | | |
| | | | | 9 | | | |





| FIG. | NOMBRE | IMAGEN CONJUNTO | IMAGEN DE PARTES | | | Nº | CÓDIGO | DESCRIPCIÓN | CANT. |
|------|--------|--|---|---|---|----|-----------------|--------------------------------|-------|
| 17 | |  |  |  |  | 1 | ZT1050654001000 | Placa Selectora | 1 |
| | | | | | | 2 | ZT1250404003000 | Perno 9.2x3x10 | 1 |
| | | | | | | 3 | ZT1251112002093 | Bulon M6x30 | 1 |
| | | | | | | 4 | | | |
| | | | | | | 5 | | | |
| | | | | | | 6 | | | |
| | | | | | | 7 | | | |
| | | | | | | 8 | | | |
| | | | | | | 9 | | | |
| 18 | |  |  |  |  | 1 | ZT1050653002000 | Leva de Selectora | 1 |
| | | | | | | 2 | ZT1050654008000 | Resorte Torsión Leva Selectora | 1 |
| | | | | | | 3 | ZT1251100068093 | Bulon M6x14 - 9x2.6 | 1 |
| | | |  | | | 4 | ZT1251512001000 | Arandela 6.2x15x1 | 1 |
| | | | | | | 5 | | | |
| | | | | | | 6 | | | |
| | | | | | | 7 | | | |
| | | | | | | 8 | | | |
| | | | | | | 9 | | | |





| FIG. | NOMBRE | IMAGEN CONJUNTO | IMAGEN DE PARTES | Nº | CÓDIGO | DESCRIPCIÓN | CANT. | |
|------|--------|--|---|----|-----------------|---------------------------|-------|--|
| 19 | |  |  | 1 | ZT1050254005000 | Arbol Secundario Completo | 1 | |
| | | | | 2 | | | | |
| | | | | 3 | | | | |
| | | | | 4 | | | | |
| | | | | 5 | | | | |
| | | | | 6 | | | | |
| | | | | 7 | | | | |
| | | | | 8 | | | | |
| | | | | 9 | | | | |
| 20 | |  |  | 1 | ZT1050354013000 | Piñon Z14 | 1 | |
| | | | | 2 | ZT1251300066093 | Tuerca M18x1.0x9 | 1 | |
| | | | | 3 | ZT1051354002000 | Arandela Piñon Z14 | 1 | |
| | | | | 4 | ZT1050254001000 | Buje Piñon | 1 | |
| | | | | 5 | ZT1051454011000 | O-Ring 22.5x2.5 | 2 | |
| | | | | 6 | | | | |
| | | | | 7 | | | | |
| | | | | 8 | | | | |
| | | | | 9 | | | | |














| FIG. | NOMBRE | IMAGEN CONJUNTO | IMAGEN DE PARTES | Nº | CÓDIGO | DESCRIPCIÓN | CANT. |
|------|--------|--|---|----|-----------------|---------------------------|-------|
| 21 | |  |  | 1 | | | |
| | | | | 2 | | | |
| | | | | 3 | ZT1050554006000 | Balanceador | 1 |
| | | | | 4 | | | |
| | | | | 5 | | | |
| | | | | 6 | | | |
| | | | | 7 | | | |
| | | | | 8 | | | |
| | | | | 9 | | | |
| 22 | |  |  | 1 | | | 1 |
| | | | | 2 | ZT1051654005000 | Junta Carter | 1 |
| | | | | 3 | ZT1251112002093 | Bulon M6x30 | 1 |
| | | | | 4 | ZT1251112005093 | Bulon M6x75 | 7 |
| | | | | 5 | ZT1251112006093 | Bulon M6x90 | 2 |
| | | | | 6 | ZT1251513001019 | Arandela 6.3x12x1.6 Cobre | 1 |
| | | | | 7 | | | |
| | | | | 8 | | | |
| | | | | 9 | | | |


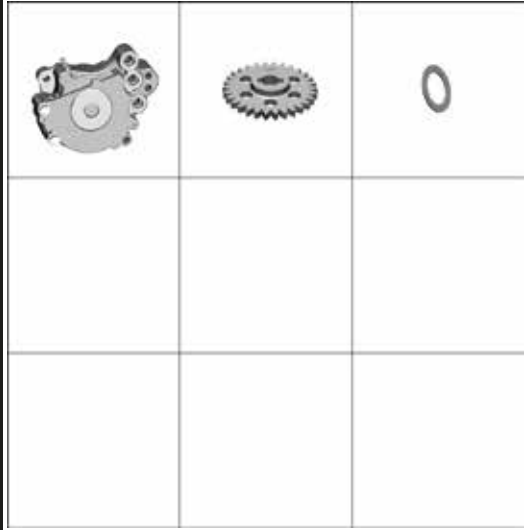


| FIG. | NOMBRE | IMAGEN CONJUNTO | IMAGEN DE PARTES | Nº | CÓDIGO | DESCRIPCIÓN | CANT. | |
|------|--------|--|--|----|-----------------|-------------------------------------|-------|--|
| 23 | |  |  | 1 | ZT4050154003000 | Semicarter Izquierdo Completo | 1 | |
| | | | | 2 | | | | |
| | | | | 3 | | | | |
| | | | | 4 | | | | |
| | | | | 5 | ZT1051354005000 | Placa Presión Interruptor Engranaje | 1 | |
| | | | | 6 | ZT1051354003000 | Pasador Fijo axletree | 2 | |
| | | | | 7 | ZT1051354001000 | Seguro Retén Arbol Secundario | 1 | |
| | | | | 8 | ZT1251100067093 | Bulon M6x10 | 6 | |
| | | | | 9 | | | | |
| 24 | |  |  | 1 | ZT4050154004000 | Semicarter Izquierdo Sin Rodamiento | 1 | |
| | | | | 2 | ZT1250601082000 | Rodamiento 6304-c3 | 1 | |
| | | | | 3 | ZT1250601036000 | Rodamiento 6202RS/P6 (Nitruración) | 1 | |
| | | | | 4 | ZT1250601056000 | Rodamiento 63/23RS/P5 (Nitruración) | 1 | |
| | | | | 5 | ZT1250602022000 | Rodamiento Aguja HK1010 | 1 | |
| | | | | 6 | ZT1250602020000 | Rodamiento Aguja HK22910 | 1 | |
| | | | | 7 | ZT1051554002000 | Retén 30x42x7 | 1 | |
| | | | | 8 | ZT1051553005000 | Retén 14x28x7 | 1 | |
| | | | | 9 | | | | |





| FIG. | NOMBRE | IMAGEN CONJUNTO | IMAGEN DE PARTES | | | Nº | CÓDIGO | DESCRIPCIÓN | CANT. | |
|------|--------|--|--|--|--|----|-----------------|---------------------------------|-------|--|
| 25 | |  |  | | | 1 | ZT1251100066093 | Tapón Drenaje Aceite M12x1.5x15 | 1 | |
| | | | | | | 2 | ZT1244100033000 | Junta 12x20x2 | 1 | |
| | | | | | | 3 | | | | |
| | | | | | | 4 | | | | |
| | | | | | | 5 | | | | |
| | | | | | | 6 | | | | |
| | | | | | | 7 | | | | |
| | | | | | | 8 | | | | |
| | | | | | | 9 | | | | |
| 26 | |  |  | | | 1 | ZT1251400002000 | Bulon Esp. M10x1.25 | 1 | |
| | | | | | | 2 | ZT1251513004019 | Arandela Cobre 10.3x20x2 | 1 | |
| | | | | | | 3 | | | | |
| | | | | | | 4 | | | | |
| | | | | | | 5 | | | | |
| | | | | | | 6 | | | | |
| | | | | | | 7 | | | | |
| | | | | | | 8 | | | | |
| | | | | | | 9 | | | | |



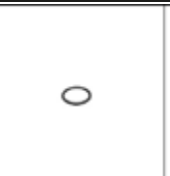
| FIG. | NOMBRE | IMAGEN CONJUNTO | IMAGEN DE PARTES | Nº | CÓDIGO | DESCRIPCIÓN | CANT. |
|------|--------|--|---|----|-----------------|--|-------|
| 27 | |  |  | 1 | ZT1050654005000 | Interruptor Engranaje - Sensor cambios | 1 |
| | | | | 2 | ZT1051454011000 | O-Ring 22.5x2.5 | 1 |
| | | | | 3 | ZT1250201034093 | Bulon M5x16 | 2 |
| | | | | 4 | | | |
| | | | | 5 | | | |
| | | | | 6 | | | |
| | | | | 7 | | | |
| | | | | 8 | | | |
| | | | | 9 | | | |
| 28 | |  |  | 1 | ZT1050454012000 | Cigüeñal Completo | 1 |
| | | | | 2 | ZT1050454017000 | Arandela Der. Cigüeñal | 1 |
| | | | | 3 | ZT1251802004000 | Chaveta 5x5.5x26x9 | 1 |
| | | | | 4 | ZT1050154041000 | Contrapeso | 1 |
| | | | | 5 | ZT1251801003000 | Chaveta Rectangular 5x5.5x19.2 | 1 |
| | | | | 6 | ZT1050353001000 | Engranaje Primario | 1 |
| | | | | 7 | ZT1251514003000 | Arandela Antivibración 18.2x28x2.4x2 | 1 |
| | | | | 8 | ZT1251311002094 | Tuerca M18x1.0x10 | 1 |
| | | | | 9 | ZT1251802003000 | Chaveta 4x4.6x25x14 | 1 |
















| FIG. | NOMBRE | IMAGEN CONJUNTO | IMAGEN DE PARTES | Nº | CÓDIGO | DESCRIPCIÓN | CANT. |
|------|--------|--|---|----|-----------------|-------------------------------|-------|
| 29 | |  |  | 1 | | | |
| | | | | 2 | | | |
| | | | | 3 | ZT1251401001000 | Buje Posicionador 8x14 | 1 |
| | | | | 4 | ZT1251112002093 | Bulon M6x30 | 1 |
| | | | | 5 | | | |
| | | | | 6 | | | |
| | | | | 7 | | | |
| | | | | 8 | | | |
| | | | | 9 | | | |
| 30 | |  |  | 1 | ZT4050254003000 | Semicarter Derecho Completo | 1 |
| | | | | 2 | ZT1051353006000 | Placa Rodamiento Eje Cigüeñal | 1 |
| | | | | 3 | ZT1051353001000 | Soporte | 1 |
| | | | | 4 | ZT1050853010000 | Colador Aceite | 1 |
| | | | | 5 | ZT1251112001093 | Bulon M6x16 | 6 |
| | | | | 6 | ZT1051301052000 | Buje Posicionador 12x20 | 1 |
| | | | | 7 | | | |
| | | | | 8 | | | |
| | | | | 9 | | | |
















| FIG. | NOMBRE | IMAGEN CONJUNTO | IMAGEN DE PARTES | | | Nº | CÓDIGO | DESCRIPCIÓN | CANT. |
|------|--------|--|---|---|---|----|-----------------|-----------------------------------|-------|
| 31 | |  |  |  |  | 1 | ZT4050254005000 | Semicarter Derecho sin Rodamiento | 1 |
| | | | | | | 2 | ZT1250601082000 | Rodamiento 6304-c3 | 1 |
| | | | | | | 3 | ZT1250601052000 | Rodamiento 62/22/P5 (Nitruración) | 1 |
| | | |  |  | | 4 | ZT1250601057000 | Rodamiento 6203/P5 (Nitruración) | 1 |
| | | | | | | 5 | ZT1250602026000 | Rodamiento Aguja HK2012 | 1 |
| | | | | | | 6 | | | |
| | | | 7 | | | | | | |
| | | | 8 | | | | | | |
| | | | 9 | | | | | | |
| 32 | |  |  |  |  | 1 | | | 1 |
| | | | | | | 2 | ZT1050854004000 | Engranaje Bomba Aceite | 1 |
| | | | | | | 3 | ZT1050854003000 | Junta Bomba Aceite | 1 |
| | | |  |  |  | 4 | ZT1251112002093 | Bulon M6x30 | 1 |
| | | | | | | 5 | ZT1251112004093 | Bulon M6x60 | 1 |
| | | | | | | 6 | ZT1251112005093 | Bulon M6x75 | 1 |
| | | | 7 | | | | | | |
| | | | 8 | | | | | | |
| | | | 9 | | | | | | |







| FIG. | NOMBRE | IMAGEN CONJUNTO | IMAGEN DE PARTES | Nº | CÓDIGO | DESCRIPCIÓN | CANT. |
|------|--------|--|---|----|-----------------|--------------------------------------|-------|
| 33 | |  |  | 1 | ZT1050854001000 | Bomba Aceite | 1 |
| | | | | 2 | ZT1050854004000 | Engranaje Bomba Aceite | 1 |
| | | | | 3 | ZT1251512007000 | Arandela 12.2x20x1 | 1 |
| | | | | 4 | | | |
| | | | | 5 | | | |
| | | | | 6 | | | |
| | | | | 7 | | | |
| | | | | 8 | | | |
| | | | | 9 | | | |
| 34 | |  |  | 1 | ZT4050354008000 | Sub-Conjunto Tapa Izquierda Carter A | 1 |
| | | | | 2 | ZT1051653004000 | Junta Tapa Carter Izq | 1 |
| | | | | 3 | ZT4051054001000 | Tapa Engranaje Reductor | 1 |
| | | | | 4 | ZT1251112002093 | Bulon M6x30 | 3 |
| | | | | 5 | ZT1051453005000 | O-Ring 69x3 | 1 |
| | | | | 6 | | | |
| | | | | 7 | | | |
| | | | | 8 | ZT1251112004093 | Bulon M6x60 | 1 |
| | | | | 9 | ZT1251112005093 | Bulon M6x75 | 7 |











| FIG. | NOMBRE | IMAGEN CONJUNTO | IMAGEN DE PARTES | Nº | CÓDIGO | DESCRIPCIÓN | CANT. |
|------|--------|--|---|----|-----------------|---------------------------------------|-------|
| 35 | |  |  | 1 | ZT4050354002000 | Tapa Carter Izquierdo | 1 |
| | | | | 2 | ZT1051054022000 | Estator de Magneto A | 1 |
| | | | | 3 | ZT1051054024000 | Arandela Abierta de Estator Magneto A | 1 |
| | | | | 4 | ZT1051353005000 | Placa de Presión Bobina Magnetico | 1 |
| | | | | 5 | ZT1251201001094 | Bulon M5x15 | 3 |
| | | | | 6 | ZT1251201002094 | Bulon M6x35 | 3 |
| | | | | 7 | | | |
| | | | | 8 | | | |
| | | | | 9 | | | |
| 36 | |  |  | 1 | ZT4051054002000 | Tapa Engranaje Reductor Titanio | 1 |
| | | | | 2 | ZT1250602031000 | Rodamiento Aguja HK1208 | 1 |
| | | | | 3 | | | |
| | | | | 4 | | | |
| | | | | 5 | | | |
| | | | | 6 | | | |
| | | | | 7 | | | |
| | | | | 8 | | | |
| | | | | 9 | | | |











| FIG. | NOMBRE | IMAGEN CONJUNTO | IMAGEN DE PARTES | | | Nº | CÓDIGO | DESCRIPCIÓN | CANT. | |
|------|--------|--|--|---|--|----|-----------------|------------------------|-------|--|
| 37 | |  |  |  | | 1 | ZT4050953006051 | Tapon M30x1.5 Aluminio | 1 | |
| | | | | | | 2 | ZT1051453003000 | O-Ring 27.4x2.65 | 1 | |
| | | | | | | 3 | | | | |
| | | | | | | 4 | | | | |
| | | | | | | 5 | | | | |
| | | | | | | 6 | | | | |
| | | | | | | 7 | | | | |
| | | | | | | 8 | | | | |
| | | | | | | 9 | | | | |
| 38 | |  |  |  | | 1 | ZT1040953002093 | Tapon M14x1.5 | 1 | |
| | | | | | | 2 | ZT1051453009000 | O-Ring 13x2.8 | 1 | |
| | | | | | | 3 | | | | |
| | | | | | | 4 | | | | |
| | | | | | | 5 | | | | |
| | | | | | | 6 | | | | |
| | | | | | | 7 | | | | |
| | | | | | | 8 | | | | |
| | | | | | | 9 | | | | |

| FIG. | NOMBRE | IMAGEN CONJUNTO | IMAGEN DE PARTES | | | Nº | CÓDIGO | DESCRIPCIÓN | CANT. | | |
|------|--------|--|--|--|---|---|-----------------|------------------------------|-----------------|------------------------------|---|
| 39 | |  |  |  |  | 1 | ZT4050454007000 | Tapa Carter Derecho completo | 1 | | |
| | | | | | | | 2 | ZT1251112002093 | Bulon M6x30 | 2 | |
| | | | | | | | 3 | ZT1251112003093 | Bulon M6x45 | 4 | |
| | | | | | | | 4 | ZT1251112004093 | Bulon M6x60 | 3 | |
| | | | | | | | 5 | ZT1251112005093 | Bulon M6x75 | 1 | |
| | | | | | | | 6 | ZT1251112006093 | Bulon M6x90 | 1 | |
| | | | | |  | | | 7 | ZT1051354008000 | Soporte Cable Embrague-Motor | 1 |
| | | | | |  | | | 8 | ZT1251513001019 | Arandela 6.3x12x1.6 Cobre | 1 |
| | | | | |  | | | 9 | ZT1051653005000 | Junta Tapa Carter Der | 1 |
| 40 | |  |  |  |  | 1 | ZT4050454009000 | Tapa Carter Derecho | 1 | | |
| | | | |  |  |  | 2 | | | | |
| | | | | | | | 3 | | | | |
| | | | | | | | 4 | | | | |
| | | | | | | | 5 | | | | |
| | | | | | | | 6 | | | | |
| | | | | | | | 7 | | | | |
| | | | | |  | | | 8 | | | |
| | | | | | | | | 9 | | | |




| FIG. | NOMBRE | IMAGEN CONJUNTO | IMAGEN DE PARTES | | | Nº | CÓDIGO | DESCRIPCIÓN | CANT. |
|------|--------|--|--|--|--|----|-----------------|--|-------|
| 41 | |  |  |  |  | 1 | | | |
| | | | | | | 2 | ZT1051954006000 | Reten de Agua | 1 |
| | | | | | | 3 | ZT1250601077000 | Rodamiento 6201-C | 1 |
| | | |  |  |  | 4 | ZT1051554004000 | Retén 12x23x7 | 2 |
| | | | | | | 5 | ZT1051554001000 | Retén 12x24x5 | 2 |
| | | | | | | 6 | ZT1051354013000 | Seguer 24x1 | 1 |
| | | |  |  |  | 7 | ZT1250602033000 | Rodamiento Aguja HK1412 | 1 |
| | | | | | | 8 | ZT1051553002000 | Reten de Aceite FB 14x22x5 (nitrilo hidrogenado) | 1 |
| | | | 9 | | | | | | |
| 42 | |  |  |  |  | 1 | ZT1250602022000 | Rodamiento Aguja HK1010 | 1 |
| | | | | | | 2 | ZT1051454015000 | Guarnición Tapa Carter Derecho | 1 |
| | | | | | | 3 | ZT1051354010000 | Plato de Reducción Ruido Tapa Carter Der. | 1 |
| | | |  | | | 4 | ZT1251100119093 | Bulon M6x12 | 3 |
| | | | | | | 5 | | | |
| | | | | | | 6 | | | |
| | | | 7 | | | | | | |
| | | | 8 | | | | | | |
| | | | 9 | | | | | | |




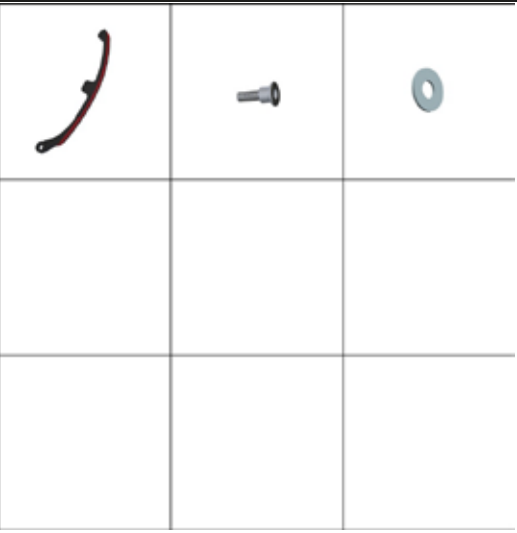
| FIG. | NOMBRE | IMAGEN CONJUNTO | IMAGEN DE PARTES | Nº | CÓDIGO | DESCRIPCIÓN | CANT. |
|------|--------|--|--|----|-----------------|-----------------------------|-------|
| 43 | |  |  | 1 | ZT4050954001000 | Tapa Filtro Aceite | 1 |
| | | | | 2 | ZT1051454004000 | O-Ring 55x2.5 | 1 |
| | | | | 3 | ZT1051454005000 | O-Ring Sello Filtro Aceite | 1 |
| | | |  | 4 | ZT1050854005000 | Filtro Aceite Motor 50x38 | 1 |
| | | | | 5 | ZT1050853009000 | Resorte Filtro Aceite Motor | 1 |
| | | | | 6 | ZT1251300056093 | Tuerca Ciega M6 | 3 |
| | | | | 7 | ZT1251111010000 | Esparrago M6x23.5 | 3 |
| | | | | 8 | | | |
| | | | | 9 | | | |
| 44 | |  |  | 1 | ZT4050954004000 | Tapa Bomba Agua | 1 |
| | | | | 2 | ZT1051454006000 | O-Ring Tapa Bomba Agua | 1 |
| | | | | 3 | ZT1251112002093 | Bulon M6x30 | 3 |
| | | |  | 4 | ZT1251112001093 | Bulon M6x16 | 1 |
| | | | | 5 | ZT1051654002000 | Junta Sello 6x13x1.8 | 1 |
| | | | | 6 | ZT1251401001000 | Buje Posicionador 8x14 | 2 |
| | | | | 7 | | | |
| | | | | 8 | | | |
| | | | | 9 | | | |



| FIG. | NOMBRE | IMAGEN CONJUNTO | IMAGEN DE PARTES | | | Nº | CÓDIGO | DESCRIPCIÓN | CANT. | | |
|------|--------|--|--|---|---|---|---|----------------------|-----------------|--------------------|---|
| 45 | |  |  |  |  | 1 | ZT1051954003000 | Bomba Agua | 1 | | |
| | | | | | | 2 | ZT1051954010000 | Eje Bomba de Agua | 1 | | |
| | | | | | | 3 | ZT1051954004000 | Engranaje Bomba Agua | 1 | | |
| | | | | | | 4 | ZT1250404006000 | Perno 9.2x5x18 | 1 | | |
| | | | | |  |  |  | 5 | ZT1251512007000 | Arandela 12.2x20x1 | 1 |
| | | | | | | 6 | ZT1251512004000 | Arandela 10.2x21x1 | 1 | | |
| | | | | | | 7 | | | | | |
| | | | | | | 8 | | | | | |
| | | | | | | 9 | | | | | |
| 46 | |  |  |  | | 1 | ZT1050854002000 | Tapon Medidor Aceite | 1 | | |
| | | | | | | 2 | ZT1051454003000 | O-Ring 15x3.1 | 1 | | |
| | | | | | | 3 | | | | | |
| | | | | | | 4 | | | | | |
| | | | | | | 5 | | | | | |
| | | | | | | 6 | | | | | |
| | | | | | | 7 | | | | | |
| | | | | | | 8 | | | | | |
| | | | | | | 9 | | | | | |

| FIG. | NOMBRE | IMAGEN CONJUNTO | IMAGEN DE PARTES | | | Nº | CÓDIGO | DESCRIPCIÓN | CANT. |
|------|--------|--|--|---|---|----|-----------------|----------------------------------|-------|
| 47 | |  |  |  |  | 1 | ZT1050254008000 | Varilla Comando Embrague | 1 |
| | | | | | | 2 | ZT1050754018000 | Resorte Varilla Comando Embrague | 1 |
| | | | | | | 3 | ZT1051154003000 | Seguer 10 | 1 |
| | | | | | | 4 | ZT1250511003000 | Seguer E 9 | 1 |
| | | |  |  |  | 5 | ZT1051154004000 | Arandela 10.2x18x1 | 2 |
| | | | | | | 6 | ZT1051354009000 | Leva Varilla Comando Embrague | 1 |
| | | | | | | 7 | | | |
| | | | | | | 8 | | | |
| | | | | | | 9 | | | |
| 48 | |  |  |  | | 1 | ZT1051954007000 | Tubo Entrada y Salida Agua | 1 |
| | | | | | | 2 | ZT1051454008000 | O-Ring 19x1.5 | 1 |
| | | | | | | 3 | | | |
| | | | | | | 4 | | | |
| | | | | | | 5 | | | |
| | | | | | | 6 | | | |
| | | | | | | 7 | | | |
| | | | | | | 8 | | | |
| | | | | | | 9 | | | |

| FIG. | NOMBRE | IMAGEN CONJUNTO | IMAGEN DE PARTES | Nº | CÓDIGO | DESCRIPCIÓN | CANT. | |
|------|--------|--|--|----|-----------------|--------------------------|-------|--|
| 49 | |  |  | 1 | ZT1051054014000 | Motor Arranque | 1 | |
| | | | | 2 | | | | |
| | | | | 3 | | | | |
| | | | | 4 | | | | |
| | | | | 5 | ZT1251112002093 | Bulon M6x30 | 2 | |
| | | | | 6 | | | | |
| | | | | 7 | | | | |
| | | | | 8 | | | | |
| | | | | 9 | | | | |
| 50 | |  |  | 1 | ZT1051054008000 | Engranaje Doble Arranque | 1 | |
| | | | | 2 | ZT1251512007000 | Arandela 12.2x20x1 | 2 | |
| | | | | 3 | | | | |
| | | | | 4 | | | | |
| | | | | 5 | | | | |
| | | | | 6 | | | | |
| | | | | 7 | | | | |
| | | | | 8 | | | | |
| | | | | 9 | | | | |

| FIG. | NOMBRE | IMAGEN CONJUNTO | IMAGEN DE PARTES | Nº | CÓDIGO | DESCRIPCIÓN | CANT. |
|------|--------|--|---|----|-----------------|-------------------------------------|-------|
| 51 | |  |  | 1 | ZT1051053004000 | Engranaje Intermedio Doble Arranque | |
| | | | | 2 | ZT1251512004000 | Arandela 10.2x21x1 | |
| | | | | 3 | | | |
| | | | | 4 | | | |
| | | | | 5 | | | |
| | | | | 6 | | | |
| | | | | 7 | | | |
| | | | | 8 | | | |
| | | | | 9 | | | |
| 52 | |  |  | 1 | ZT1051054021000 | Volante Magnetico A | |
| | | | | 2 | ZT1251500034000 | Reten 12.3x26x3 | |
| | | | | 3 | ZT1251100065094 | Bulon M12x1.25x50 | |
| | | | | 4 | ZT1251512028000 | Arandela 26.2x38x1 | |
| | | | | 5 | ZT1051054012000 | Corona Arranque | |
| | | | | 6 | ZT1250602028000 | Rodamiento Aguja KT26x32x21.8 | |
| | | | | 7 | ZT1051354006000 | Arandela Empuje | |
| | | | | 8 | | | |
| | | | | 9 | | | |

| FIG. | NOMBRE | IMAGEN CONJUNTO | IMAGEN DE PARTES | Nº | CÓDIGO | DESCRIPCIÓN | CANT. |
|------|--------|--|---|----|-----------------|---|-------|
| 53 | |  |  | 1 | ZT1050154033000 | Cadena Distribución 6.35x9x130 | 1 |
| | | | | 2 | ZT1051254004000 | Patin Guia Cadena Distribución (9 MM) | 1 |
| | | | | 3 | ZT1050154034000 | Placa Cadena Distribución (9 MM) | 1 |
| | | | | 4 | | | 1 |
| | | | | 5 | | | 1 |
| | | | | 6 | | | |
| | | | | 7 | | | |
| | | | | 8 | | | |
| | | | | 9 | | | |
| 54 | |  |  | 1 | ZT1051254003000 | Patin Tensor Cadena Distribución (9 MM) | 1 |
| | | | | 2 | ZT1251100168093 | Bulon M6x15 | 1 |
| | | | | 3 | ZT1251512001000 | Arandela 6.2x15x1 | 1 |
| | | | | 4 | | | |
| | | | | 5 | | | |
| | | | | 6 | | | |
| | | | | 7 | | | |
| | | | | 8 | | | |
| | | | | 9 | | | |

| FIG. | NOMBRE | IMAGEN CONJUNTO | IMAGEN DE PARTES | Nº | CÓDIGO | DESCRIPCIÓN | CANT. |
|------|--------|---|--|----|-----------------|----------------------------------|-------|
| 55 | |  |  | 1 | ZT1051253003000 | Tensor Cadena Distribución | 1 |
| | | | | 2 | ZT1051253004000 | Junta Tensor Cadena Distribución | 1 |
| | | | | 3 | ZT1251100067093 | Bulon M6x10 | 1 |
| | | | | 4 | ZT1251513001019 | Arandela 6.3x12x1.6 Cobre | 1 |
| | | | | 5 | ZT1251112002093 | Bulon M6x30 | 2 |
| | | | | 6 | | | |
| | | | | 7 | | | |
| | | | | 8 | | | |
| | | | | 9 | | | |
| 56 | | | | 1 | | | |
| | | | | 2 | | | |
| | | | | 3 | | | |
| | | | | 4 | | | |
| | | | | 5 | | | |
| | | | | 6 | | | |
| | | | | 7 | | | |
| | | | | 8 | | | |
| | | | | 9 | | | |



Jorge Peralta Martínez 2330

Los Troncos del Talar - CP. 1618 (B1608FEH)

Tigre - Buenos Aires - Argentina

Tel/Fax +54 11 5245 6752

www.betamotor.com.ar