











CATÁLOGO DE PIEZAS DE REPUESTO  
**ZONTES** | **U1 - 155**







**155 U1**



| FIG. | NOMBRE       | IMAGEN CONJUNTO  | IMAGEN DE PARTES  | Nº | CÓDIGO          | DESCRIPCIÓN                   | CANT. |
|------|--------------|--|---|----|-----------------|-------------------------------|-------|
| 1    | INSTRUMENTAL |   |   | 1  | ZT1161200041000 | INSTRUMENTAL (ELECTROSPRAY A) | 1     |
|      |              |  |   | 2  | ZT4021200025000 | SOPORTE INSTRUMENTAL          | 1     |
|      |              |  |   | 3  | ZT1250205040095 | BULON M8X16                   | 2     |
|      |              |  |   | 4  | ZT1244100002000 | SILENT-BLOCK CACHAS TANQUE    | 1     |
|      |              |  |   | 5  |                 |                               |       |
|      |              |  |   | 6  |                 |                               |       |
|      |              |  |   | 7  |                 |                               |       |
|      |              |  |   | 8  |                 |                               |       |
|      |              |  |   | 9  |                 |                               |       |
| 2    | PARABRISAS   |  |  | 1  | ZT4041201058021 | PARABRISAS VISERA             | 1     |
|      |              |  |   | 2  | ZT1251300063093 | GRAMPA M6X11X15               | 4     |
|      |              |  |   | 3  |                 |                               |       |
|      |              |  |   | 4  |                 |                               |       |
|      |              |  |   | 5  |                 |                               |       |
|      |              |  |   | 6  |                 |                               |       |
|      |              |  |   | 7  |                 |                               |       |
|      |              |  |   | 8  |                 |                               |       |
|      |              |  |   | 9  |                 |                               |       |





| FIG. | NOMBRE                          | IMAGEN CONJUNTO  | IMAGEN DE PARTES  | Nº | CÓDIGO          | DESCRIPCIÓN                     | CANT. |
|------|---------------------------------|--|---|----|-----------------|---------------------------------|-------|
| 3    | SOPORTE SUPERIOR FARO DELANTERO |   |   | 1  | ZT1274200006000 | SOPORTE IZQ. SUP FARO DELANTERO | 1     |
|      |                                 |  |   | 2  | ZT1274200008000 | SOPORTE DER. SUP FARO DELANTERO | 1     |
|      |                                 |  |   | 3  | ZT1250205040095 | BULON M8X16                     | 2     |
|      |                                 |  |   | 4  | ZT1240400007000 | SILENT-BLOCK BATERIA            | 2     |
|      |                                 |  |   | 5  | ZT1251700059093 | BUJE 6.4X9X8 + 18X2             | 2     |
|      |                                 |  |   | 6  | ZT1251100121093 | BULON M8X25                     | 2     |
|      |                                 |  |   | 7  |                 |                                 |       |
|      |                                 |  |   | 8  |                 |                                 |       |
|      |                                 |  |   | 9  |                 |                                 |       |
| 4    | CONTRA MASCARIN                 |  |  | 1  | ZT1221200043000 | CONTRA MASCARIN                 | 1     |
|      |                                 |  |   | 2  | ZT1251300063093 | GRAMPA M6X11X15                 | 2     |
|      |                                 |  |   | 3  | ZT1251100102000 | BULON M6X16 (NO STD)            | 2     |
|      |                                 |  |   | 4  | ZT1244100052000 | ARANDELA GOMA 8.5X14X1          | 2     |
|      |                                 |  |   | 5  | ZT1274100057095 | BUJE 6.2X8.5X3.5 + 14X1.5       | 2     |
|      |                                 |  |   | 6  | ZT1224100010000 | REMACHE PLASTICO EXPANSIÓN      | 2     |
|      |                                 |  |   | 7  | ZT1224200008000 | GRAPAS PLASTICO DE CABLE        | 4     |
|      |                                 |  |   | 8  |                 |                                 |       |
|      |                                 |  |   | 9  |                 |                                 |       |





| FIG. | NOMBRE                          | IMAGEN CONJUNTO | IMAGEN DE PARTES | Nº | CÓDIGO          | DESCRIPCIÓN                     | CANT. |
|------|---------------------------------|-----------------|------------------|----|-----------------|---------------------------------|-------|
| 5    | SOPORTE INFERIOR FARO DELANTERO |                 |                  | 1  | ZT1274200007000 | SOPORTE INFERIOR FARO DELANTERO | 1     |
|      |                                 |                 |                  | 2  | ZT1251100102000 | BULON M6X16 (NO STD)            | 2     |
|      |                                 |                 |                  | 3  | ZT1240400007000 | SILENT-BLOCK BATERIA            | 2     |
|      |                                 |                 |                  | 4  | ZT1244100004000 | GOMA SILENT-BLOCK               | 1     |
|      |                                 |                 |                  | 5  | ZT1274100007000 | BUJE                            | 1     |
|      |                                 |                 |                  | 6  | ZT1251100061093 | BULON M6X22                     | 1     |
|      |                                 |                 |                  | 7  |                 |                                 |       |
|      |                                 |                 |                  | 8  |                 |                                 |       |
|      |                                 |                 |                  | 9  |                 |                                 |       |
| 6    | FARO DELANTERO                  |                 |                  | 1  | ZT1171200052000 | FARO DELANTERO U1               | 1     |
|      |                                 |                 |                  | 2  | ZT4041201174051 | CARCAZA FARO DELANTERO          | 1     |
|      |                                 |                 |                  | 3  | ZT1171200053000 | FARO POSICIÓN IZQ.              | 1     |
|      |                                 |                 |                  | 4  | ZT1171200054000 | FARO POSICIÓN DER.              | 1     |
|      |                                 |                 |                  | 5  | ZT1251200033093 | PARKER ALLEN ST4.2X12           | 10    |
|      |                                 |                 |                  | 6  | ZT4041201061021 | MOLDURA MASCARIN IZQ.           | 1     |
|      |                                 |                 |                  | 7  | ZT4041201062021 | MOLDURA MASCARIN DER.           | 1     |
|      |                                 |                 |                  | 8  |                 |                                 |       |
|      |                                 |                 |                  | 9  |                 |                                 |       |





| FIG. | NOMBRE                        | IMAGEN CONJUNTO  | IMAGEN DE PARTES  | Nº | CÓDIGO          | DESCRIPCIÓN                        | CANT. |
|------|-------------------------------|--|---|----|-----------------|------------------------------------|-------|
| 7    | FAROS DE GIRO                 |   |   | 1  | ZT1170300064000 | FARO GIRO DEL. DERECHO             | 1     |
|      |                               |  |   | 2  | ZT1170300063000 | FARO GIRO DEL. IZQUIERDO           | 1     |
|      |                               |  |   | 3  | ZT1221200115000 | PROTECTOR FARO GIRO (JUEGO)        | 2     |
|      |                               |  |   | 4  |                 |                                    |       |
|      |                               |  |   | 5  |                 |                                    |       |
|      |                               |  |   | 6  |                 |                                    |       |
|      |                               |  |   | 7  |                 |                                    |       |
|      |                               |  |   | 8  |                 |                                    |       |
|      |                               |  |   | 9  |                 |                                    |       |
| 8    | CACHA MASCARIN IZQUIERDA ROJO |  |  | 1  | ZT4041201167015 | CACHA MASCARIN IZQ. ROJO           | 1     |
|      |                               |  |   | 2  | ZT1251300063093 | GRAMPA M6X11X15                    | 1     |
|      |                               |  |   | 3  | ZT1251100101000 | BULON M6X12 (NO STD)               | 2     |
|      |                               |  |   | 4  | ZT1274200024000 | PERNO SOPORTE INF. CONTRA MASCARIN | 1     |
|      |                               |  |   | 5  | ZT1264100006000 | SEGUER E                           | 1     |
|      |                               |  |   | 6  | ZT1224100010000 | REMACHE PLASTICO EXPANSIÓN         | 1     |
|      |                               |  |   | 7  |                 |                                    |       |
|      |                               |  |   | 8  |                 |                                    |       |
|      |                               |  |   | 9  |                 |                                    |       |





| FIG. | NOMBRE                           | IMAGEN CONJUNTO  | IMAGEN DE PARTES  | Nº | CÓDIGO          | DESCRIPCIÓN                        | CANT. |
|------|----------------------------------|--|---|----|-----------------|------------------------------------|-------|
| 9    | CACHA MASCARIN IZQUIERDA AZUL    |   |   | 1  | ZT4041201166063 | CACHA MASCARIN IZQUIERDA AZUL      | 1     |
|      |                                  |  |   | 2  | ZT1251300063093 | GRAMPA M6X11X15                    | 1     |
|      |                                  |  |   | 3  | ZT1251100101000 | BULON M6X12 (NO STD)               | 2     |
|      |                                  |  |   | 4  | ZT1274200024000 | PERNO SOPORTE INF. CONTRA MASCARIN | 1     |
|      |                                  |  |   | 5  | ZT1264100006000 | SEGUER E                           | 1     |
|      |                                  |  |   | 6  | ZT1224100010000 | REMACHE PLASTICO EXPANSIÓN         | 1     |
|      |                                  |  |   | 7  |                 |                                    |       |
|      |                                  |  |   | 8  |                 |                                    |       |
|      |                                  |  |   | 9  |                 |                                    |       |
| 10   | CACHA MASCARIN IZQUIERDA NARANJA |  |  | 1  | ZT4041201169033 | CACHA MASCARIN IZQUIERDA NARANJA   | 1     |
|      |                                  |  |   | 2  | ZT1251300063093 | GRAMPA M6X11X15                    | 1     |
|      |                                  |  |   | 3  | ZT1251100101000 | BULON M6X12 (NO STD)               | 2     |
|      |                                  |  |   | 4  | ZT1274200024000 | PERNO SOPORTE INF. CONTRA MASCARIN | 1     |
|      |                                  |  |   | 5  | ZT1264100006000 | SEGUER E                           | 1     |
|      |                                  |  |   | 6  | ZT1224100010000 | REMACHE PLASTICO EXPANSIÓN         | 1     |
|      |                                  |  |   | 7  |                 |                                    |       |
|      |                                  |  |   | 8  |                 |                                    |       |
|      |                                  |  |   | 9  |                 |                                    |       |

| FIG. | NOMBRE                      | IMAGEN CONJUNTO | IMAGEN DE PARTES | Nº | CÓDIGO          | DESCRIPCIÓN                        | CANT. |
|------|-----------------------------|-----------------|------------------|----|-----------------|------------------------------------|-------|
| 11   | CACHA MASCARIN DERECHA ROJO |                 |                  | 1  | ZT4041201171015 | CACHA MASCARIN DERECHA ROJO        | 1     |
|      |                             |                 |                  | 2  | ZT1251300063093 | GRAMPA M6X11X15                    | 1     |
|      |                             |                 |                  | 3  | ZT1251100101000 | BULON M6X12 (NO STD)               | 2     |
|      |                             |                 |                  | 4  | ZT1274200024000 | PERNO SOPORTE INF. CONTRA MASCARIN | 1     |
|      |                             |                 |                  | 5  | ZT1264100006000 | SEGUER E                           | 1     |
|      |                             |                 |                  | 6  |                 |                                    |       |
|      |                             |                 |                  | 7  |                 |                                    |       |
|      |                             |                 |                  | 8  |                 |                                    |       |
|      |                             |                 |                  | 9  |                 |                                    |       |
| 12   | CACHA MASCARIN DERECHA AZUL |                 |                  | 1  | ZT4041201170063 | CACHA MASCARIN DERECHA AZUL        | 1     |
|      |                             |                 |                  | 2  | ZT1251300063093 | GRAMPA M6X11X15                    | 1     |
|      |                             |                 |                  | 3  | ZT1251100101000 | BULON M6X12 (NO STD)               | 2     |
|      |                             |                 |                  | 4  | ZT1274200024000 | PERNO SOPORTE INF. CONTRA MASCARIN | 1     |
|      |                             |                 |                  | 5  | ZT1264100006000 | SEGUER E                           | 1     |
|      |                             |                 |                  | 6  |                 |                                    |       |
|      |                             |                 |                  | 7  |                 |                                    |       |
|      |                             |                 |                  | 8  |                 |                                    |       |
|      |                             |                 |                  | 9  |                 |                                    |       |

| FIG. | NOMBRE                         | IMAGEN CONJUNTO  | IMAGEN DE PARTES  | Nº | CÓDIGO          | DESCRIPCIÓN                            | CANT. |
|------|--------------------------------|--|---|----|-----------------|--|-------|
| 13   | CACHA MASCARIN DERECHA NARANJA |   |   | 1  | ZT4041201173033 | Cacha Mascarin Der. Naranja            | 1     |
|      |                                |  |   | 2  | ZT1251300063093 | GRAMPA M6X11X15                        | 1     |
|      |                                |  |   | 3  | ZT1251100101000 | BULON M6X12 (NO STD)                   | 2     |
|      |                                |  |   | 4  | ZT1274200024000 | PERNO SOPORTE INF. CONTRA MASCARIN     | 1     |
|      |                                |  |   | 5  | ZT1264100006000 | SEGUER E                               | 1     |
|      |                                |  |   | 6  |                 |  |       |
|      |                                |  |   | 7  |                 |  |       |
|      |                                |  |   | 8  |                 |  |       |
|      |                                |  |   | 9  |                 |  |       |
| 14   | GUARDABARRO DELANTERO SUPERIOR |  |  | 1  | ZT1221200101000 | Guardabarro Delantero Superior         | 1     |
|      |                                |  |   | 2  | ZT1271200178000 | Soporte Guardabarro Delantero Superior | 1     |
|      |                                |  |   | 3  | ZT1244100052000 | ARANDELA GOMA 8.5X14X1                 | 5     |
|      |                                |  |   | 4  | ZT1274100057095 | BUJE 6.2X8.5X3.5 + 14X1.5              | 5     |
|      |                                |  |   | 5  | ZT1251100102000 | BULON M6X16 (NO STD)                   | 7     |
|      |                                |  |   | 6  |                 |  |       |
|      |                                |  |   | 7  |                 |  |       |
|      |                                |  |   | 8  |                 |  |       |
|      |                                |  |   | 9  |                 |  |       |





| FIG. | NOMBRE                         | IMAGEN CONJUNTO  | IMAGEN DE PARTES  | Nº | CÓDIGO          | DESCRIPCIÓN                             | CANT. |
|------|--------------------------------|--|---|----|-----------------|---|-------|
| 15   | GUARDABARRO DELANTERO INFERIOR |   |   | 1  | ZT4041201149005 | GUARDABARRO DELANTERO INFERIOR          | 1     |
|      |                                |  |   | 2  | ZT1271200154000 | SOPORTE IZQ. GUARDABARRO DELANTERO INF. | 1     |
|      |                                |  |   | 3  | ZT1271200155000 | SOPORTE DER. GUARDABARRO DELANTERO INF. | 1     |
|      |                                |  |   | 4  | ZT1244100052000 | ARANDELA GOMA 8.5X14X1                  | 6     |
|      |                                |  |   | 5  | ZT1274100057095 | BUJE 6.2X8.5X3.5 + 14X1.5               | 6     |
|      |                                |  |   | 6  | ZT1251100102000 | BULON M6X16 (NO STD)                    | 10    |
|      |                                |  |   | 7  |                 |   |       |
|      |                                |  |   | 8  |                 |   |       |
|      |                                |  |   | 9  |                 |   |       |
| 16   | TANQUE COMBUSTIBLE             |  |  | 1  | ZT4031200097051 | TANQUE COMBUSTIBLE                      | 1     |
|      |                                |  |   | 2  | ZT1224100033000 | TAPA TANQUE COMBUSTIBLE                 | 1     |
|      |                                |  |   | 3  | ZT1240300021000 | BARRA GOMA DEL DEFLECTOR VIENTO         | 0,17  |
|      |                                |  |   | 4  | ZT1050906004000 | BOMBA COMBUSTIBLE CON FLOTANTE          | 1     |
|      |                                |  |   | 5  | ZT1250105137093 | BULON M6X16                             | 8     |
|      |                                |  |   | 6  | ZT1241200059000 | GOMA CUBRE SOPORTE TANQUE COMBUSTIBLE   | 4     |
|      |                                |  |   | 7  |                 |   |       |
|      |                                |  |   | 8  |                 |   |       |
|      |                                |  |   | 9  |                 |   |       |





| FIG. | NOMBRE                            | IMAGEN CONJUNTO  | IMAGEN DE PARTES  | Nº | CÓDIGO          | DESCRIPCIÓN                               | CANT. |
|------|-----------------------------------|--|---|----|-----------------|---|-------|
| 17   | SOPORTE TANQUE COMBUSTIBLE        |   |   | 1  | ZT1250205023000 | BULON M8X35 ALLEN                         | 2     |
|      |                                   |  |   | 2  | ZT1244100023000 | SOPORTE TRASERO TANQUE COMBUSTIBLE        | 1     |
|      |                                   |  |   | 3  | ZT1244100020000 | GOMA PRESIÓN DE TANQUE COMBUSTIBLE        | 2     |
|      |                                   |  |   | 4  | ZT1244100053000 | BUJE GOMA DE TANQUE COMBUSTIBLE SEGUNDO   | 2     |
|      |                                   |  |   | 5  |                 |   |       |
|      |                                   |  |   | 6  |                 |   |       |
|      |                                   |  |   | 7  |                 |   |       |
|      |                                   |  |   | 8  |                 |   |       |
|      |                                   |  |   | 9  |                 |   |       |
| 18   | CACHA SUPERIOR TANQUE COMBUSTIBLE |  |  | 1  | ZT4041201083052 | CACHA SUPERIOR TANQUE COMBUSTIBLE         | 1     |
|      |                                   |  |   | 2  | ZT4041201064052 | CUBRE TAPA TANQUE COMBUSTIBLE             | 1     |
|      |                                   |  |   | 3  | ZT1224200126000 | SOPORTE BISAGRA TAPA TANQUE               | 1     |
|      |                                   |  |   | 4  | ZT1274100090000 | EJE BISAGRA CUBRE TANQUE COMBUSTIBLE      | 1     |
|      |                                   |  |   | 5  | ZT1224100014000 | SILENT-BLOCK CACHA SUP TANQUE COMBUSTIBLE | 1     |
|      |                                   |  |   | 6  | ZT1184200002000 | CERRADURA ELECTRONICA TANQUE COMBUSTIBLE  | 1     |
|      |                                   |  |   | 7  | ZT1251100102000 | BULON M6X16 (NO STD)                      | 2     |
|      |                                   |  |   | 8  | ZT1274100057095 | BUJE 6.2X8.5X3.5 + 14X1.5                 | 1     |
|      |                                   |  |   | 9  | ZT1244100052000 | ARANDELA GOMA 8.5X14X1                    | 1     |





| FIG. | NOMBRE                            | IMAGEN CONJUNTO  | IMAGEN DE PARTES  | Nº | CÓDIGO          | DESCRIPCIÓN                | CANT. |
|------|-----------------------------------|--|---|----|-----------------|----------------------------|-------|
| 19   | CACHA SUPERIOR TANQUE COMBUSTIBLE |   |   | 1  | ZT1260100215000 | CHAVETA                    | 1     |
|      |                                   |  |   | 2  | ZT1260100255000 | RESORTE DE TAPA DE TANQUE  | 1     |
|      |                                   |  |   | 3  |                 |                            |       |
|      |                                   |  |   | 4  |                 |                            |       |
|      |                                   |  |   | 5  |                 |                            |       |
|      |                                   |  |   | 6  |                 |                            |       |
|      |                                   |  |   | 7  |                 |                            |       |
|      |                                   |  |   | 8  |                 |                            |       |
|      |                                   |  |   | 9  |                 |                            |       |
| 20   | CACHA INFERIOR TANQUE COMBUSTIBLE |  |  | 1  | ZT4041201145051 | CACHA INFERIOR IZQ. TANQUE | 1     |
|      |                                   |  |   | 2  | ZT4041201146051 | CACHA INFERIOR DER. TANQUE | 1     |
|      |                                   |  |   | 3  | ZT1251300063093 | GRAMPA M6X11X15            | 2     |
|      |                                   |  |   | 4  | ZT1251100101000 | BULON M6X12 (NO STD)       | 2     |
|      |                                   |  |   | 5  | ZT1251100102000 | BULON M6X16 (NO STD)       | 4     |
|      |                                   |  |   | 6  | ZT1244100052000 | ARANDELA GOMA 8.5X14X1     | 4     |
|      |                                   |  |   | 7  | ZT1274100057095 | BUJE 6.2X8.5X3.5 + 14X1.5  | 4     |
|      |                                   |  |   | 8  | ZT1241200043000 | TAPÓN GOMA CACHA DE TANQUE | 1     |
|      |                                   |  |   | 9  |                 |                            |       |





| FIG. | NOMBRE                                | IMAGEN CONJUNTO | IMAGEN DE PARTES | Nº | CÓDIGO          | DESCRIPCIÓN                     | CANT. |
|------|---------------------------------------|-----------------|------------------|----|-----------------|---------------------------------|-------|
| 21   | CACHA LATERAL TANQUE COMBUSTIBLE ROJO |                 |                  | 1  | ZT4041201273021 | CACHA TANQUE IZQ. ROJO          | 1     |
|      |                                       |                 |                  | 2  | ZT4041201277021 | CACHA TANQUE DER. ROJO          | 1     |
|      |                                       |                 |                  | 3  | ZT4041201072052 | COBERTOR CACHA TANQUE IZQUIERDO | 1     |
|      |                                       |                 |                  | 4  | ZT4041201073052 | COBERTOR CACHA TANQUE DERECHO   | 1     |
|      |                                       |                 |                  | 5  | ZT4041201068015 | DEFLECTOR IZQUIERDO TANQUE ROJO | 1     |
|      |                                       |                 |                  | 6  | ZT4041201069015 | DEFLECTOR DERECHO TANQUE ROJO   | 1     |
|      |                                       |                 |                  | 7  | ZT1251300063093 | GRAMPA M6X11X15                 | 10    |
|      |                                       |                 |                  | 8  | ZT1251200033093 | PARKER ALLEN ST4.2X12           | 6     |
|      |                                       |                 |                  | 9  |                 |                                 |       |
| 22   | CACHA LATERAL TANQUE COMBUSTIBLE AZUL |                 |                  | 1  | ZT4041201274021 | CACHA TANQUE IZQ. AZUL          | 1     |
|      |                                       |                 |                  | 2  | ZT4041201278021 | CACHA TANQUE DER. AZUL          | 1     |
|      |                                       |                 |                  | 3  | ZT4041201072052 | COBERTOR CACHA TANQUE IZQUIERDO | 1     |
|      |                                       |                 |                  | 4  | ZT4041201073052 | COBERTOR CACHA TANQUE DERECHO   | 1     |
|      |                                       |                 |                  | 5  | ZT4041201068063 | DEFLECTOR IZQUIERDO TANQUE AZUL | 1     |
|      |                                       |                 |                  | 6  | ZT4041201069063 | DEFLECTOR DERECHO TANQUE AZUL   | 1     |
|      |                                       |                 |                  | 7  | ZT1251300063093 | GRAMPA M6X11X15                 | 10    |
|      |                                       |                 |                  | 8  | ZT1251200033093 | PARKER ALLEN ST4.2X12           | 6     |
|      |                                       |                 |                  | 9  |                 |                                 |       |





| FIG. | NOMBRE                                   | IMAGEN CONJUNTO           | IMAGEN DE PARTES | Nº | CÓDIGO          | DESCRIPCIÓN                        | CANT. |
|------|--|---------------------------|------------------|----|-----------------|------------------------------------|-------|
| 23   | CACHA LATERAL TANQUE COMBUSTIBLE NARANJA | <p>旧款 Old      新款 New</p> |                  | 1  | ZT4041201276033 | CACHA TANQUE IZQ. NARANJA          | 1     |
|      |  |                           |                  | 2  | ZT4041201280033 | CACHA TANQUE DER. NARANJA          | 1     |
|      |  |                           |                  | 3  | ZT4041201072052 | COBERTOR CACHA TANQUE IZQUIERDO    | 1     |
|      |  |                           |                  | 4  | ZT4041201073052 | COBERTOR CACHA TANQUE DERECHO      | 1     |
|      |  |                           |                  | 5  | ZT4041201176002 | DEFLECTOR IZQUIERDO TANQUE NARANJA | 1     |
|      |  |                           |                  | 6  | ZT4041201178002 | DEFLECTOR DERECHO TANQUE NARANJA   | 1     |
|      |  |                           |                  | 7  | ZT1251300063093 | GRAMPA M6X11X15                    | 10    |
|      |  |                           |                  | 8  | ZT1251200033093 | PARKER ALLEN ST4.2X12              | 6     |
|      |  |                           |                  | 9  |                 |                                    |       |
| 24   | CACHA INTERIOR TANQUE COMBUSTIBLE        |                           |                  | 1  | ZT1221200126000 | CACHA INTERIOR IZQUIERDA TANQUE    | 1     |
|      |  |                           |                  | 2  | ZT1221200127000 | CACHA INTERIOR DERECHA TANQUE      | 1     |
|      |  |                           |                  | 3  | ZT1251300063093 | GRAMPA M6X11X15                    | 2     |
|      |  |                           |                  | 4  | ZT1274100018000 | BUJE SEPARADOR SILENCIADOR         | 4     |
|      |  |                           |                  | 5  | ZT1251100102000 | BULON M6X16 (NO STD)               | 8     |
|      |  |                           |                  | 6  | ZT1244100052000 | ARANDELA GOMA 8.5X14X1             | 8     |
|      |  |                           |                  | 7  | ZT1274100057095 | BUJE 6.2X8.5X3.5 + 14X1.5          | 4     |
|      |  |                           |                  | 8  | ZT1251100101000 | BULON M6X12 (NO STD)               | 2     |
|      |  |                           |                  | 9  | ZT1184200100000 | USB GENERAL DOBLE PUERTO           | 1     |





| FIG. | NOMBRE                           | IMAGEN CONJUNTO  | IMAGEN DE PARTES  | Nº | CÓDIGO          | DESCRIPCIÓN                          | CANT. |
|------|----------------------------------|--|---|----|-----------------|--------------------------------------|-------|
| 25   | UNIDAD DE LLAVES PKE             |   |   | 1  | ZT1184200137000 | UNIDAD DE LLAVES PKE (VERSIÓN NUEVA) | 1     |
|      |                                  |  |   | 2  | ZT1251100101000 | BULON M6X12 (NO STD)                 | 2     |
|      |                                  |  |   | 3  | ZT1184200053000 | ANTENA UNICA EXTERNA                 | 1     |
|      |                                  |  |   | 4  | ZT1224200040000 | TAPA PKE                             | 1     |
|      |                                  |  |   | 5  | ZT1244200100000 | O-RING DE COMANDO LLAVE              | 1     |
|      |                                  |  |   | 6  | ZT1184200092000 | COMANDO LLAVE - (COPIA)              | 1     |
|      |                                  |  |   | 7  | ZT1241200065000 | CAJA DE UNIDAD PKE                   | 1     |
|      |                                  |  |   | 8  |                 |                                      |       |
|      |                                  |  |   | 9  |                 |                                      |       |
| 26   | CACHA FRONTAL TANQUE COMBUSTIBLE |  |  | 1  | ZT1221200103000 | CACHA TANQUE FRONTAL IZQUIERDA       | 1     |
|      |                                  |  |   | 2  | ZT1221200105000 | CACHA TANQUE FRONTAL DERECHA         | 1     |
|      |                                  |  |   | 3  | ZT1221200104000 | REJILLA TOMA AIRE FRONTAL            | 1     |
|      |                                  |  |   | 4  | ZT1244100002000 | SILENT-BLOCK CACHAS TANQUE           | 2     |
|      |                                  |  |   | 5  | ZT1224100010000 | REMACHE PLASTICO EXPANSIÓN           | 7     |
|      |                                  |  |   | 6  |                 |                                      |       |
|      |                                  |  |   | 7  |                 |                                      |       |
|      |                                  |  |   | 8  |                 |                                      |       |
|      |                                  |  |   | 9  |                 |                                      |       |





| FIG. | NOMBRE                                   | IMAGEN CONJUNTO  | IMAGEN DE PARTES  | Nº | CÓDIGO          | DESCRIPCIÓN                        | CANT. |
|------|--|--|---|----|-----------------|------------------------------------|-------|
| 27   | SOPORTE FRONTAL<br>TANQUE<br>COMBUSTIBLE |   |   | 1  | ZT1271200073000 | SOPORTE INF. IZQ. FRONTAL          | 1     |
|      |  |  |   | 2  | ZT1271200071000 | SOPORTE INF. DER. FRONTAL          | 1     |
|      |  |  |   | 3  | ZT1271200072000 | SOPORTE SUPERIOR IZQUIERDO REJILLA | 1     |
|      |  |  |   | 4  | ZT1271200070000 | SOPORTE SUPERIOR DERECHO REJILLA   | 1     |
|      |  |  |   | 5  | ZT1251100102000 | BULON M6X16 (NO STD)               | 6     |
|      |  |  |   | 6  | ZT1244100052000 | ARANDELA GOMA 8.5X14X1             | 6     |
|      |  |  |   | 7  | ZT1274100057095 | BUJE 6.2X8.5X3.5 + 14X1.5          | 6     |
|      |  |  |   | 8  | ZT1251112001093 | BULON M6X16                        | 2     |
|      |  |  |   | 9  |                 |                                    |       |
| 28   | ASIENTO                                  |  |  | 1  | ZT1200100381000 | ASIENTO CONDUCTOR                  | 1     |
|      |  |  |   | 2  | ZT1244100024000 | GOMA FRONTAL ASIENTO               | 2     |
|      |  |  |   | 3  | ZT1244300033000 | GOMA ASIENTO                       | 2     |
|      |  |  |   | 4  | ZT1244100025000 | TOPE SILENT-BLOCK ASIENTO          | 2     |
|      |  |  |   | 5  | ZT1274100053000 | KIT HERRAMIENTAS                   | 1     |
|      |  |  |   | 6  | ZT1240300090000 | GOMA DE KIT HERRAMIENTAS           | 1     |
|      |  |  |   | 7  |                 |                                    |       |
|      |  |  |   | 8  |                 |                                    |       |
|      |  |  |   | 9  |                 |                                    |       |

| FIG. | NOMBRE                    | IMAGEN CONJUNTO  | IMAGEN DE PARTES  | Nº | CÓDIGO          | DESCRIPCIÓN                   | CANT. |
|------|---------------------------|--|---|----|-----------------|-------------------------------|-------|
| 29   | SOPORTE ASIENTO CONDUCTOR |   |   | 1  | ZT4021200046022 | SOPORTE ASIENTO CONDUCTOR     | 1     |
|      |                           |  |   | 2  | ZT1274100007000 | BUJE                          | 2     |
|      |                           |  |   | 3  | ZT1244100004000 | GOMA SILENT-BLOCK             | 2     |
|      |                           |  |   | 4  | ZT1250303010093 | TUERCA M6                     | 2     |
|      |                           |  |   | 5  |                 |                               |       |
|      |                           |  |   | 6  |                 |                               |       |
|      |                           |  |   | 7  |                 |                               |       |
|      |                           |  |   | 8  |                 |                               |       |
|      |                           |  |   | 9  |                 |                               |       |
| 30   | ASIENTO ACOMPAÑANTE       |  |  | 1  | ZT1200100382000 | ASIENTO ACOMPAÑANTE           | 1     |
|      |                           |  |   | 2  | ZT1244100025000 | TOPE SILENT-BLOCK ASIENTO     | 4     |
|      |                           |  |   | 3  | ZT1010502005000 | CINTURON SILENT-BLOCK ASIENTO | 1     |
|      |                           |  |   | 4  | ZT1250303010093 | TUERCA M6                     | 2     |
|      |                           |  |   | 5  | ZT4021200022000 | SOPORTE ASIENTO ACOMPAÑANTE   | 1     |
|      |                           |  |   | 6  | ZT1244100004000 | GOMA SILENT-BLOCK             | 2     |
|      |                           |  |   | 7  | ZT1251100119093 | BULON M6X12                   | 2     |
|      |                           |  |   | 8  |                 |                               |       |
|      |                           |  |   | 9  |                 |                               |       |

| FIG. | NOMBRE                | IMAGEN CONJUNTO  | IMAGEN DE PARTES  | Nº | CÓDIGO          | DESCRIPCIÓN                | CANT. |
|------|-----------------------|--|---|----|-----------------|----------------------------|-------|
| 31   | CARENADO LATERAL ROJO |   |   | 1  | ZT4041201281015 | CARENADO LATERAL IZQ. ROJO | 1     |
|      |                       |  |   | 2  | ZT4041201282015 | CARENADO LATERAL DER. ROJO | 1     |
|      |                       |  |   | 3  | ZT1244100002000 | SILENT-BLOCK CACHAS TANQUE | 6     |
|      |                       |  |   | 4  |                 |                            |       |
|      |                       |  |   | 5  |                 |                            |       |
|      |                       |  |   | 6  |                 |                            |       |
|      |                       |  |   | 7  |                 |                            |       |
|      |                       |  |   | 8  |                 |                            |       |
|      |                       |  |   | 9  |                 |                            |       |
| 32   | CARENADO LATERAL AZUL |  |  | 1  | ZT4041201281063 | CARENADO LATERAL IZQ. AZUL | 1     |
|      |                       |  |   | 2  | ZT4041201282063 | CARENADO LATERAL DER. AZUL | 1     |
|      |                       |  |   | 3  | ZT1244100002000 | SILENT-BLOCK CACHAS TANQUE | 6     |
|      |                       |  |   | 4  |                 |                            |       |
|      |                       |  |   | 5  |                 |                            |       |
|      |                       |  |   | 6  |                 |                            |       |
|      |                       |  |   | 7  |                 |                            |       |
|      |                       |  |   | 8  |                 |                            |       |
|      |                       |  |   | 9  |                 |                            |       |





| FIG. | NOMBRE                   | IMAGEN CONJUNTO  | IMAGEN DE PARTES  | Nº | CÓDIGO          | DESCRIPCIÓN                   | CANT. |
|------|--------------------------|--|---|----|-----------------|-------------------------------|-------|
| 33   | CARENADO LATERAL NARANJA |   |   | 1  | ZT4041201281033 | CARENADO LATERAL IZQ. NARANJA | 1     |
|      |                          |  |   | 2  | ZT4041201282033 | CARENADO LATERAL DER. NARANJA | 1     |
|      |                          |  |   | 3  | ZT1244100002000 | SILENT-BLOCK CACHAS TANQUE    | 6     |
|      |                          |  |   | 4  |                 |                               |       |
|      |                          |  |   | 5  |                 |                               |       |
|      |                          |  |   | 6  |                 |                               |       |
|      |                          |  |   | 7  |                 |                               |       |
|      |                          |  |   | 8  |                 |                               |       |
|      |                          |  |   | 9  |                 |                               |       |
| 34   | CARENADO TRASERO ROJO    |  |  | 1  | ZT4041201183021 | CARENADO TRASERO IZQ. ROJO    | 1     |
|      |                          |  |   | 2  | ZT4041201187021 | CARENADO TRASERO DER. ROJO    | 1     |
|      |                          |  |   | 3  | ZT1244100002000 | SILENT-BLOCK CACHAS TANQUE    | 2     |
|      |                          |  |   | 4  | ZT1251300063093 | GRAMPA M6X11X15               | 4     |
|      |                          |  |   | 5  |                 |                               |       |
|      |                          |  |   | 6  |                 |                               |       |
|      |                          |  |   | 7  |                 |                               |       |
|      |                          |  |   | 8  |                 |                               |       |
|      |                          |  |   | 9  |                 |                               |       |





| FIG. | NOMBRE                   | IMAGEN CONJUNTO  | IMAGEN DE PARTES  | Nº | CÓDIGO          | DESCRIPCIÓN                   | CANT. |
|------|--------------------------|--|---|----|-----------------|-------------------------------|-------|
| 35   | CARENADO TRASERO AZUL    |   |   | 1  | ZT4041201182021 | CARENADO TRASERO IZQ. AZUL    | 1     |
|      |                          |  |   | 2  | ZT4041201186021 | CARENADO TRASERO DER. AZUL    | 1     |
|      |                          |  |   | 3  | ZT1244100002000 | SILENT-BLOCK CACHAS TANQUE    | 2     |
|      |                          |  |   | 4  | ZT1251300063093 | GRAMPA M6X11X15               | 4     |
|      |                          |  |   | 5  |                 |                               |       |
|      |                          |  |   | 6  |                 |                               |       |
|      |                          |  |   | 7  |                 |                               |       |
|      |                          |  |   | 8  |                 |                               |       |
|      |                          |  |   | 9  |                 |                               |       |
| 36   | CARENADO TRASERO NARANJA |  |  | 1  | ZT4041201181033 | CARENADO TRASERO IZQ. NARANJA | 1     |
|      |                          |  |   | 2  | ZT4041201185033 | CARENADO TRASERO DER. NARANJA | 1     |
|      |                          |  |   | 3  | ZT1244100002000 | SILENT-BLOCK CACHAS TANQUE    | 2     |
|      |                          |  |   | 4  | ZT1251300063093 | GRAMPA M6X11X15               | 4     |
|      |                          |  |   | 5  |                 |                               |       |
|      |                          |  |   | 6  |                 |                               |       |
|      |                          |  |   | 7  |                 |                               |       |
|      |                          |  |   | 8  |                 |                               |       |
|      |                          |  |   | 9  |                 |                               |       |

| FIG. | NOMBRE        | IMAGEN CONJUNTO  | IMAGEN DE PARTES  | Nº | CÓDIGO          | DESCRIPCIÓN                   | CANT. |
|------|---------------|--|---|----|-----------------|-------------------------------|-------|
| 37   | BULONERIA     |   |   | 1  | ZT1251100102000 | BULON M6X16 (NO STD)          | 2     |
|      |               |  |   | 2  | ZT1244100052000 | ARANDELA GOMA 8.5X14X1        | 2     |
|      |               |  |   | 3  | ZT1274100057095 | BUJE 6.2X8.5X3.5 + 14X1.5     | 2     |
|      |               |  |   | 4  | ZT1250205040095 | BULON M8X16                   | 2     |
|      |               |  |   | 5  | ZT1251700058093 | BUJE 8.2X11X4.5 + 16X1.5      | 2     |
|      |               |  |   | 6  | ZT1240300071000 | ARANDELA GOMA 11X16X1         | 2     |
|      |               |  |   | 7  | ZT1224100010000 | REMACHE PLASTICO EXPANSIÓN    | 2     |
|      |               |  |   | 8  |                 |                               |       |
|      |               |  |   | 9  |                 |                               |       |
| 38   | COLIN TRASERO |  |  | 1  | ZT1221200046000 | TAPA INFERIOR COLÍN TRASERO   | 1     |
|      |               |  |   | 2  | ZT1221200047000 | TAPA COLIN TRASERO            | 1     |
|      |               |  |   | 3  | ZT1171200056000 | FARO TRASERO                  | 1     |
|      |               |  |   | 4  | ZT1244100002000 | SILENT-BLOCK CACHAS TANQUE    | 4     |
|      |               |  |   | 5  | ZT1224100010000 | REMACHE PLASTICO EXPANSIÓN    | 2     |
|      |               |  |   | 6  | ZT1244100079000 | GOMA IZQUIERDA CAJA ELECTRICA | 1     |
|      |               |  |   | 7  | ZT1244100080000 | GOMA DERECHA CAJA ELECTRICA   | 1     |
|      |               |  |   | 8  |                 |                               |       |
|      |               |  |   | 9  |                 |                               |       |




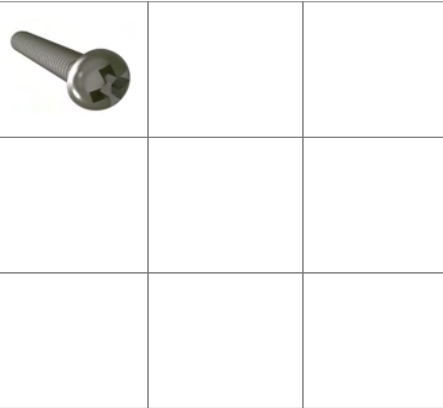
| FIG. | NOMBRE                          | IMAGEN CONJUNTO | IMAGEN DE PARTES | Nº | CÓDIGO          | DESCRIPCIÓN                     | CANT. |
|------|---------------------------------|-----------------|------------------|----|-----------------|---------------------------------|-------|
| 39   | COBERTOR CENTRAL TRASERO GRIS   |                 |                  | 1  | ZT4041201164051 | COBERTOR CENTRAL TRASERO GRIS   | 1     |
|      |                                 |                 |                  | 2  | ZT1251100102000 | BULON M6X16 (NO STD)            | 4     |
|      |                                 |                 |                  | 3  | ZT1244100052000 | ARANDELA GOMA 8.5X14X1          | 4     |
|      |                                 |                 |                  | 4  | ZT1274100057095 | BUJE 6.2X8.5X3.5 + 14X1.5       | 4     |
|      |                                 |                 |                  | 5  | ZT1221200049000 | TAPA COBERTORA BATERÍA          | 1     |
|      |                                 |                 |                  | 6  | ZT1224100010000 | REMACHE PLASTICO EXPANSIÓN      | 4     |
|      |                                 |                 |                  | 7  |                 |                                 |       |
|      |                                 |                 |                  | 8  |                 |                                 |       |
|      |                                 |                 |                  | 9  |                 |                                 |       |
| 40   | COBERTOR CENTRAL TRASERO BLANCO |                 |                  | 1  | ZT4041201165002 | COBERTOR CENTRAL TRASERO BLANCO | 1     |
|      |                                 |                 |                  | 2  | ZT1251100102000 | BULON M6X16 (NO STD)            | 4     |
|      |                                 |                 |                  | 3  | ZT1244100052000 | ARANDELA GOMA 8.5X14X1          | 4     |
|      |                                 |                 |                  | 4  | ZT1274100057095 | BUJE 6.2X8.5X3.5 + 14X1.5       | 4     |
|      |                                 |                 |                  | 5  | ZT1221200049000 | TAPA COBERTORA BATERÍA          | 1     |
|      |                                 |                 |                  | 6  | ZT1224100010000 | REMACHE PLASTICO EXPANSIÓN      | 4     |
|      |                                 |                 |                  | 7  |                 |                                 |       |
|      |                                 |                 |                  | 8  |                 |                                 |       |
|      |                                 |                 |                  | 9  |                 |                                 |       |





| FIG. | NOMBRE                           | IMAGEN CONJUNTO | IMAGEN DE PARTES | Nº | CÓDIGO          | DESCRIPCIÓN                          | CANT. |
|------|----------------------------------|-----------------|------------------|----|-----------------|--------------------------------------|-------|
| 41   | BATERIA DE GEL                   |                 |                  | 1  | ZT1184200099000 | BATERÍA DE GEL ZONTES                | 1     |
|      |                                  |                 |                  | 2  | ZT4021200023000 | SOPORTE BATERÍA                      | 1     |
|      |                                  |                 |                  | 3  | ZT1251100102000 | BULON M6X16 (NO STD)                 | 2     |
|      |                                  |                 |                  | 4  | ZT1244100052000 | ARANDELA GOMA 8.5X14X1               | 2     |
|      |                                  |                 |                  | 5  | ZT1274100057095 | BUJE 6.2X8.5X3.5 + 14X1.5            | 2     |
|      |                                  |                 |                  | 6  | ZT1240300007000 | GOMA SILENT-BLOCK BATERÍA            | 3     |
|      |                                  |                 |                  | 7  | ZT1250104006097 | BULON M6X12                          | 2     |
|      |                                  |                 |                  | 8  | ZT1184200163000 | CARGADOR DE BATERIA GEL              | 1     |
|      |                                  |                 |                  | 9  |                 |                                      |       |
| 42   | SOPORTE GUARDABARRO TRASERO GRIS |                 |                  | 1  | ZT4021200045051 | SOPORTE GUARDABARRO TRASERO GRIS     | 1     |
|      |                                  |                 |                  | 2  | ZT1250105148093 | BULON M6X25                          | 4     |
|      |                                  |                 |                  | 3  | ZT1251700058093 | BUJE 8.2X11X4.5 + 16X1.5             | 4     |
|      |                                  |                 |                  | 4  | ZT1240300071000 | ARANDELA GOMA 11X16X1                | 4     |
|      |                                  |                 |                  | 5  | ZT1221200052000 | COBERTOR SOPORTE GUARDABARRO TRASERO | 1     |
|      |                                  |                 |                  | 6  | ZT1244100052000 | ARANDELA GOMA 8.5X14X1               | 2     |
|      |                                  |                 |                  | 7  | ZT1274100057095 | BUJE 6.2X8.5X3.5 + 14X1.5            | 2     |
|      |                                  |                 |                  | 8  | ZT1251100101000 | BULON M6X12 (NO STD)                 | 2     |
|      |                                  |                 |                  | 9  |                 |                                      |       |





| FIG. | NOMBRE                    | IMAGEN CONJUNTO  | IMAGEN DE PARTES  | Nº | CÓDIGO          | DESCRIPCIÓN                | CANT. |
|------|---------------------------|--|---|----|-----------------|----------------------------|-------|
| 43   | SOPORTE FARO TRASERO      |   |   | 1  | ZT1221200053000 | SOPORTE FARO GIRO TRASERO  | 1     |
|      |                           |  |   | 2  | ZT1251300063093 | GRAMPA M6X11X15            | 2     |
|      |                           |  |   | 3  | ZT1170300063000 | FARO GIRO DEL. IZQUIERDO   | 1     |
|      |                           |  |   | 4  | ZT1170300064000 | FARO GIRO DEL. DERECHO     | 1     |
|      |                           |  |   | 5  | ZT1171200057000 | FARO PATENTE               | 1     |
|      |                           |  |   | 6  | ZT1274100018000 | BUJE SEPARADOR SILENCIADOR | 2     |
|      |                           |  |   | 7  | ZT1181200103000 | CABLE AUXILIAR             | 1     |
|      |                           |  |   | 8  | ZT1221200115000 | FUNDA FARO GIRO (JUEGO)    | 2     |
|      |                           |  |   | 9  |                 |                            |       |
| 44   | PLACA GUARDABARRO TRASERO |  |  | 1  | ZT1221200051000 | PLACA GUARDABARRO TRASERO  | 1     |
|      |                           |  |   | 2  | ZT1244100052000 | ARANDELA GOMA 8.5X14X1     | 6     |
|      |                           |  |   | 3  | ZT1274100057095 | BUJE 6.2X8.5X3.5 + 14X1.5  | 4     |
|      |                           |  |   | 4  | ZT1250502010093 | ARANDELA ESP. 6.1          | 2     |
|      |                           |  |   | 5  | ZT1251100120093 | BULÓN M6X16                | 6     |
|      |                           |  |   | 6  | ZT1174100002000 | OJO GATO TRASERO           | 1     |
|      |                           |  |   | 7  | ZT1244100006000 | GOMA TOPE PATENTE          | 1     |
|      |                           |  |   | 8  |                 |                            |       |
|      |                           |  |   | 9  |                 |                            |       |

| FIG. | NOMBRE                    | IMAGEN CONJUNTO  | IMAGEN DE PARTES  | Nº | CÓDIGO          | DESCRIPCIÓN                       | CANT. |
|------|---------------------------|--|---|----|-----------------|-----------------------------------|-------|
| 45   | PLACA PUBLICITARIA ZONTES |   |   | 1  | ZT1210201362000 | PLACA PUBLICITARIA TRASERA ZONTES | 1     |
|      |                           |  |   | 2  | ZT1251100102000 | BULON M6X16 (NO STD)              | 2     |
|      |                           |  |   | 3  | ZT1250303010093 | TUERCA M6                         | 2     |
|      |                           |  |   | 4  |                 |                                   |       |
|      |                           |  |   | 5  |                 |                                   |       |
|      |                           |  |   | 6  |                 |                                   |       |
|      |                           |  |   | 7  |                 |                                   |       |
|      |                           |  |   | 8  |                 |                                   |       |
|      |                           |  |   | 9  |                 |                                   |       |
| 46   | SOPORTE INTERNO DERECHO   |  |  | 1  | ZT1141200050051 | SOPORTE INTERNO DERECHO GRIS      | 1     |
|      |                           |  |   | 2  | ZT1141200049051 | SOPORTE INTERNO IZQUIERDO GRIS    | 1     |
|      |                           |  |   | 3  | ZT1251100060000 | BULON M10X1.5X80                  | 2     |
|      |                           |  |   | 4  | ZT1251300057093 | TUERCA M10X1.5                    | 2     |
|      |                           |  |   | 5  | ZT1250105042091 | BULÓN M8X75                       | 2     |
|      |                           |  |   | 6  | ZT1250305002091 | TUERCA M8                         | 2     |
|      |                           |  |   | 7  |                 |                                   |       |
|      |                           |  |   | 8  |                 |                                   |       |
|      |                           |  |   | 9  |                 |                                   |       |

| FIG. | NOMBRE                   | IMAGEN CONJUNTO | IMAGEN DE PARTES | Nº | CÓDIGO          | DESCRIPCIÓN                    | CANT. |
|------|--------------------------|-----------------|------------------|----|-----------------|--------------------------------|-------|
| 47   | DEFENSA                  |                 |                  | 1  | ZT1141200047051 | DEFENSA IZQUIERDA GRIS         | 1     |
|      |                          |                 |                  | 2  | ZT1141200048051 | DEFENSA DERECHA GRIS           | 1     |
|      |                          |                 |                  | 3  | ZT1244100061000 | TAPON DE CUADRO                | 2     |
|      |                          |                 |                  | 4  | ZT1251100142000 | BULÓN M10X130 (NO STD)         | 2     |
|      |                          |                 |                  | 5  | ZT1244100089000 | TOPE PROTECCIÓN ANTI-CAÍDA     | 2     |
|      |                          |                 |                  | 6  | ZT1241200056000 | GOMA PROTECTORA                | 2     |
|      |                          |                 |                  | 7  | ZT4024200027000 | SOPORTE DEFENSAS LATERALES INF | 1     |
|      |                          |                 |                  | 8  | ZT1251112001093 | BULON M6X16                    | 4     |
|      |                          |                 |                  | 9  |                 |                                |       |
| 48   | SOPORTE INFERIOR DEFENSA |                 |                  | 1  | ZT4021200021000 | SOPORTE INFERIOR DEFENSAS      | 1     |
|      |                          |                 |                  | 2  | ZT1251100132003 | BULON M10X1.5X80               | 1     |
|      |                          |                 |                  | 3  | ZT1251300057093 | TUERCA M10X1.5                 | 1     |
|      |                          |                 |                  | 4  |                 |                                |       |
|      |                          |                 |                  | 5  |                 |                                |       |
|      |                          |                 |                  | 6  |                 |                                |       |
|      |                          |                 |                  | 7  |                 |                                |       |
|      |                          |                 |                  | 8  |                 |                                |       |
|      |                          |                 |                  | 9  |                 |                                |       |


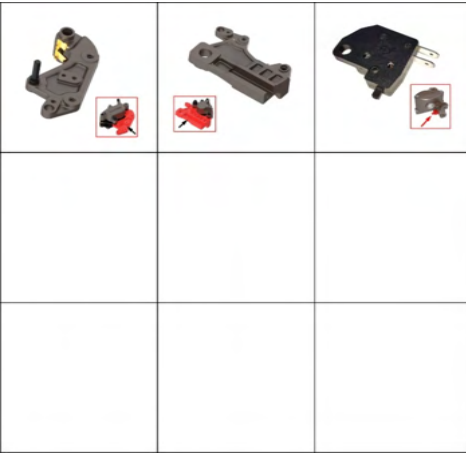


| FIG. | NOMBRE   | IMAGEN CONJUNTO  | IMAGEN DE PARTES  | Nº | CÓDIGO          | DESCRIPCIÓN                 | CANT. |
|------|----------|--|---|----|-----------------|-----------------------------|-------|
| 49   | MANUBRIO |   |   | 1  | ZT1131200019000 | MANUBRIO                    | 1     |
|      |          |  |   | 2  | ZT1184200184000 | COMANDO LUCES IZQUIERDO R1  | 1     |
|      |          |  |   | 3  | ZT1244100041000 | PUÑO IZQUIERDO              | 1     |
|      |          |  |   | 4  | ZT1184200185000 | COMANDO LUCES DERECHO R1    | 1     |
|      |          |  |   | 5  | ZT1151200050000 | CABLE ACELERADOR ABRE       | 1     |
|      |          |  |   | 6  | ZT1151200051000 | CABLE ACELERADOR CIERRA     | 1     |
|      |          |  |   | 7  | ZT1244100042000 | PUÑO ACELERADOR             | 1     |
|      |          |  |   | 8  | ZT1131200017000 | PROTECTOR DE MANOS          | 2     |
|      |          |  |   | 9  | ZT1250205085000 | BULÓN GB70.1M6x7            | 2     |
| 50   | MANUBRIO |  |  | 1  | ZT1251100219000 | BULÓN CABEZA ESFÉRICA M5X30 | 2     |
|      |          |  |   | 2  |                 |                             |       |
|      |          |  |   | 3  |                 |                             |       |
|      |          |  |   | 4  |                 |                             |       |
|      |          |  |   | 5  |                 |                             |       |
|      |          |  |   | 6  |                 |                             |       |
|      |          |  |   | 7  |                 |                             |       |
|      |          |  |   | 8  |                 |                             |       |
|      |          |  |   | 9  |                 |                             |       |





| FIG. | NOMBRE             | IMAGEN CONJUNTO   | IMAGEN DE PARTES  | Nº | CÓDIGO          | DESCRIPCIÓN               | CANT. |
|------|--------------------|---|---|----|-----------------|---------------------------|-------|
| 51   | CUBRE PUÑO         |    |   | 1  | ZT1221200098000 | CUBREPUÑO IZQ             | 1     |
|      |                    |   |   | 2  | ZT1221200099000 | CUBREPUÑO DER             | 1     |
|      |                    |   |   | 3  | ZT1251300063093 | GRAMPA M6X11X15           | 2     |
|      |                    |   |   | 4  | ZT1251100102000 | BULON M6X16 (NO STD)      | 4     |
|      |                    |   |   | 5  | ZT1244100052000 | ARANDELA GOMA 8.5X14X1    | 4     |
|      |                    |   |   | 6  | ZT1274100057095 | BUJE 6.2X8.5X3.5 + 14X1.5 | 4     |
|      |                    |   |   | 7  |                 |                           |       |
|      |                    |   |   | 8  |                 |                           |       |
|      |                    |   |   | 9  |                 |                           |       |
| 52   | SOPORTE CUBRE PUÑO |  |  | 1  | ZT1271200150000 | SOPORTE CUBRE PUÑO IZQ.   | 1     |
|      |                    |   |   | 2  | ZT1271200152000 | SOPORTE CUBRE PUÑO DER.   | 1     |
|      |                    |   |   | 3  | ZT1270300257000 | CONECTOR TANQUE ACEITE    | 2     |
|      |                    |   |   | 4  | ZT1241200060000 | TAPA SOPORTE CUBRE PUÑO   | 1     |
|      |                    |   |   | 5  | ZT1251100101000 | BULON M6X12 (NO STD)      | 2     |
|      |                    |   |   | 6  | ZT1250305010093 | TUERCA M6                 | 2     |
|      |                    |   |   | 7  |                 |                           |       |
|      |                    |   |   | 8  |                 |                           |       |
|      |                    |   |   | 9  |                 |                           |       |


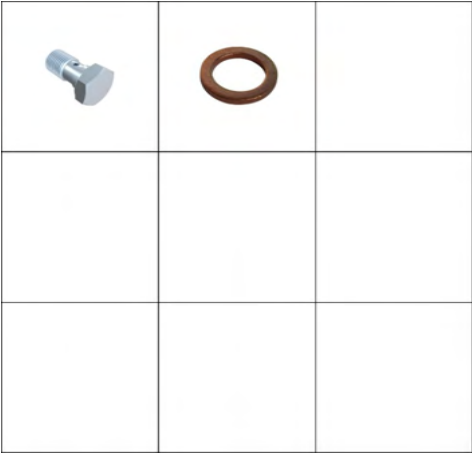


| FIG. | NOMBRE                    | IMAGEN CONJUNTO  | IMAGEN DE PARTES  | Nº | CÓDIGO          | DESCRIPCIÓN                          | CANT. |
|------|---------------------------|--|---|----|-----------------|--------------------------------------|-------|
| 53   | COBERTOR CENTRAL MANUBRIO |   |   | 1  | ZT1221200100000 | COBERTOR CENTRAL MANUBRIO            | 1     |
|      |                           |  |   | 2  | ZT4021200019000 | SOPORTE CENTRAL MANUBRIO             | 1     |
|      |                           |  |   | 3  | ZT1251300063093 | GRAMPA M6X11X15                      | 2     |
|      |                           |  |   | 4  | ZT1251100101000 | BULON M6X12 (NO STD)                 | 2     |
|      |                           |  |   | 5  | ZT1244100002000 | SILENT-BLOCK CACHAS TANQUE           | 1     |
|      |                           |  |   | 6  | ZT1244200005000 | SILENT-BLOCK DE MASCARIN             | 2     |
|      |                           |  |   | 7  | ZT1250205040095 | BULON M8X16                          | 2     |
|      |                           |  |   | 8  | ZT1224100025000 | TAPA CUBRE BULON BRIDA SUP. MANUBRIO | 2     |
|      |                           |  |   | 9  |                 |                                      |       |
| 54   | CONJUNTO EMBRAGUE         |  |  | 1  | ZT1134200011000 | SOPORTE BASE ESPEJO Y LEVA IZQ       | 1     |
|      |                           |  |   | 2  | ZT1134200010000 | LEVA DE EMBRAGUE                     | 1     |
|      |                           |  |   | 3  | ZT1251100198000 | BULON M6x13 - Ø8x20                  | 1     |
|      |                           |  |   | 4  | ZT1251300073000 | TUERCA M6                            | 1     |
|      |                           |  |   | 5  | ZT1184200170000 | BULBO DE EMBRAGUE                    | 1     |
|      |                           |  |   | 6  | ZT1250201039000 | BULON M4X12                          | 1     |
|      |                           |  |   | 7  | ZT1244200046000 | CONECTOR CABLE DE EMBRAGUE           | 1     |
|      |                           |  |   | 8  | ZT1194100001000 | ESPEJO IZQUIERDO                     | 1     |
|      |                           |  |   | 9  | ZT1151200025000 | CABLE EMBRAGUE                       | 1     |





| FIG. | NOMBRE               | IMAGEN CONJUNTO | IMAGEN DE PARTES | Nº | CÓDIGO          | DESCRIPCIÓN                               | CANT. |
|------|----------------------|-----------------|------------------|----|-----------------|---|-------|
| 55   | CONJUNTO EMBRAGUE    |                 |                  | 1  | ZT1134100017000 | BRIDA SOPORTE LEVA EMBRAGUE               | 1     |
|      |                      |                 |                  | 2  | ZT1251100121093 | BULON M8X25                               | 2     |
|      |                      |                 |                  | 3  | ZT1134200017000 | KIT LEVA EMBRAGUE C/ SOPORTE ESPEJO       | 1     |
|      |                      |                 |                  | 4  |                 |   |       |
|      |                      |                 |                  | 5  |                 |   |       |
|      |                      |                 |                  | 6  |                 |   |       |
|      |                      |                 |                  | 7  |                 |   |       |
|      |                      |                 |                  | 8  |                 |   |       |
|      |                      |                 |                  | 9  |                 |   |       |
| 56   | BRIDA MANUBRIO (OLD) |                 |                  | 1  | ZT1134200005000 | BRIDA SUPERIOR MANUBRIO                   | 1     |
|      |                      |                 |                  | 2  | ZT4044102001051 | TAPA CUBRE BULON BRIDA SUP. MANUBRIO      | 4     |
|      |                      |                 |                  | 3  | ZT1250205023000 | BULON M8X35 ALLEN                         | 4     |
|      |                      |                 |                  | 4  | ZT1134200043000 | BRIDA INFERIOR MANUBRIO (NUEVA)           | 1     |
|      |                      |                 |                  | 5  | ZT1251111006000 | ESPARRAGO FIJACIÓN BRIDA MANUBRIO         | 2     |
|      |                      |                 |                  | 6  | ZT1274200018000 | ARANDELA FIJACIÓN BRIDA INFERIOR MANUBRIO | 4     |
|      |                      |                 |                  | 7  | ZT1244200008000 | BUJE GOMA FIJACIÓN BRIDA MANIBRIO         | 4     |
|      |                      |                 |                  | 8  | ZT1251700065000 | BUJE 10X12X41                             | 2     |
|      |                      |                 |                  | 9  | ZT1251300057093 | TUERCA M10X1.5                            | 2     |





| FIG. | NOMBRE                   | IMAGEN CONJUNTO | IMAGEN DE PARTES | Nº | CÓDIGO          | DESCRIPCIÓN                               | CANT. |
|------|--------------------------|-----------------|------------------|----|-----------------|---|-------|
| 57   | BRIDA MANUBRIO (NEW)     |                 |                  | 1  | ZT1134200005000 | BRIDA SUPERIOR MANUBRIO                   | 1     |
|      |                          |                 |                  | 2  | ZT4044102001051 | TAPA CUBRE BULON BRIDA SUP. MANUBRIO      | 4     |
|      |                          |                 |                  | 3  | ZT1250205023000 | BULON M8X35 ALLEN                         | 4     |
|      |                          |                 |                  | 4  | ZT1134200039051 | BRIDA INFERIOR MANUBRIO (NUEVA)           | 2     |
|      |                          |                 |                  | 5  | ZT1274200018000 | ARANDELA FIJACIÓN BRIDA INFERIOR MANUBRIO | 4     |
|      |                          |                 |                  | 6  | ZT1244200008000 | BUJE GOMA FIJACIÓN BRIDA MANIBRIO         | 4     |
|      |                          |                 |                  | 7  | ZT1251700065000 | BUJE 10X12X41                             | 2     |
|      |                          |                 |                  | 8  | ZT1250105280000 | BULON M10X60                              | 2     |
|      |                          |                 |                  | 9  |                 |   |       |
| 58   | CONJUNTO FRENO DELANTERO |                 |                  | 1  | ZT1100300044000 | BOMBA FRENO DELANTERO                     | 1     |
|      |                          |                 |                  | 2  | ZT1134100032000 | LEVA FRENO DELANTERO                      | 1     |
|      |                          |                 |                  | 3  | ZT1184200147000 | BRIDA FIJ. LEVA FRENO/COMANDO TFT DER.    | 1     |
|      |                          |                 |                  | 4  | ZT1250205031091 | BULON M6X30                               | 2     |
|      |                          |                 |                  | 5  | ZT1194100002000 | ESPEJO DERECHO                            | 1     |
|      |                          |                 |                  | 6  | ZT1251100112000 | BULON FLEXIBLE FRENO M10X1X22             | 1     |
|      |                          |                 |                  | 7  | ZT1251513013000 | ARANDELA COBRE 10.2X15X1.5                | 2     |
|      |                          |                 |                  | 8  | ZT1100100704000 | PASTILLA FRENO DELANTERO SF627            | 1     |
|      |                          |                 |                  | 9  | ZT1100100092000 | PASTILLA FRENO TRASERO HS10               | 1     |

| FIG. | NOMBRE                   | IMAGEN CONJUNTO  | IMAGEN DE PARTES  | Nº | CÓDIGO          | DESCRIPCIÓN                     | CANT. |
|------|--------------------------|--|---|----|-----------------|---------------------------------|-------|
| 59   | CONJUNTO FRENO DELANTERO |   |   | 1  | ZT1100100570000 | PLACA SOPORTE CALIPER DELANTERO | 1     |
|      |                          |  |   | 2  | ZT1100100571000 | PLACA SOPORTE CALIPER DELANTERO | 1     |
|      |                          |  |   | 3  | ZT1100100583000 | BULBO FRENO DELANTERO           | 1     |
|      |                          |  |   | 4  |                 |                                 |       |
|      |                          |  |   | 5  |                 |                                 |       |
|      |                          |  |   | 6  |                 |                                 |       |
|      |                          |  |   | 7  |                 |                                 |       |
|      |                          |  |   | 8  |                 |                                 |       |
|      |                          |  |   | 9  |                 |                                 |       |
| 60   | SOPORTE FRENO DELANTERO  |  |  | 1  | ZT1271200100000 | SOPORTE FLEXIBLE FRENO DEL.     | 1     |
|      |                          |  |   | 2  | ZT1251100061093 | BULON M6X22                     | 2     |
|      |                          |  |   | 3  | ZT1251100080094 | BULON M8X37                     | 2     |
|      |                          |  |   | 4  | ZT1251100112000 | BULON FLEXIBLE FRENO M10X1X22   | 2     |
|      |                          |  |   | 5  | ZT1251513013000 | ARANDELA COBRE 10.2X15X1.5      | 6     |
|      |                          |  |   | 6  | ZT1251100121093 | BULON M8X25                     | 2     |
|      |                          |  |   | 7  |                 |                                 |       |
|      |                          |  |   | 8  |                 |                                 |       |
|      |                          |  |   | 9  |                 |                                 |       |

| FIG. | NOMBRE             | IMAGEN CONJUNTO  | IMAGEN DE PARTES  | Nº | CÓDIGO          | DESCRIPCIÓN                 | CANT. |
|------|--------------------|--|---|----|-----------------|-----------------------------|-------|
| 61   | SOPORTE UNIDAD ABS |   |   | 1  | ZT1251100248000 | BULÓN FLEXIBLE FRENO M10X20 | 4     |
|      |                    |  |   | 2  | ZT1251513013000 | ARANDELA COBRE 10.2X15X1.5  | 8     |
|      |                    |  |   | 3  | ZT4021200027000 | SOPORTE UNIDAD ABS (U1)     | 1     |
|      |                    |  |   | 4  | ZT1251100102000 | BULON M6X16 (NO STD)        | 2     |
|      |                    |  |   | 5  | ZT1251112001093 | BULON M6X16                 | 3     |
|      |                    |  |   | 6  | ZT1274100007000 | BUJE                        | 2     |
|      |                    |  |   | 7  | ZT1244100004000 | GOMA SILENT-BLOCK           | 2     |
|      |                    |  |   | 8  |                 |                             |       |
|      |                    |  |   | 9  |                 |                             |       |
| 62   | SOPORTE UNIDAD ABS |  |  | 1  | ZT1271200193021 | SOPORTE DE ABS (PIEZA 1)    | 1     |
|      |                    |  |   | 2  | ZT1251100102000 | BULON M6X16 (NO STD)        | 1     |
|      |                    |  |   | 3  | ZT1251112001093 | BULON M6X16                 | 2     |
|      |                    |  |   | 4  | ZT1274100007000 | BUJE                        | 1     |
|      |                    |  |   | 5  | ZT1244100004000 | GOMA SILENT-BLOCK           | 1     |
|      |                    |  |   | 6  | ZT1250104006097 | BULON M6X12                 | 1     |
|      |                    |  |   | 7  | ZT1271200192000 | BUJE SOPORTE ABS            | 1     |
|      |                    |  |   | 8  | ZT1241200070000 | GOMA SILENT-BLOCK           | 1     |
|      |                    |  |   | 9  |                 |                             |       |

| FIG. | NOMBRE            | IMAGEN CONJUNTO  | IMAGEN DE PARTES  | Nº | CÓDIGO          | DESCRIPCIÓN                | CANT. |
|------|-------------------|--|---|----|-----------------|----------------------------|-------|
| 63   | BULON             |   |   | 1  | ZT1251100248000 | BULÓN HEXAGONAL M10X20     | 4     |
|      |                   |  |   | 2  | ZT1251513013000 | ARANDELA COBRE 10.2X15X1.5 | 8     |
|      |                   |  |   | 3  |                 |                            |       |
|      |                   |  |   | 4  |                 |                            |       |
|      |                   |  |   | 5  |                 |                            |       |
|      |                   |  |   | 6  |                 |                            |       |
|      |                   |  |   | 7  |                 |                            |       |
|      |                   |  |   | 8  |                 |                            |       |
|      |                   |  |   | 9  |                 |                            |       |
| 64   | CABEZAL HORQUILLA |  |  | 1  | ZT1251300045000 | TUERCA SUP. CAÑO VELA      | 1     |
|      |                   |  |   | 2  | ZT1251500050000 | ARANDELA SUP. CAÑO VELA    | 1     |
|      |                   |  |   | 3  | ZT1134200004000 | CABEZAL HORQUILLA          | 1     |
|      |                   |  |   | 4  | ZT1250205023000 | BULON M8X35 ALLEN          | 2     |
|      |                   |  |   | 5  | ZT1184200139000 | TRABA DE MANUBRIO (NUEVA)  | 1     |
|      |                   |  |   | 6  | ZT1250501007093 | GROWER 8                   | 2     |
|      |                   |  |   | 7  | ZT1251100121093 | BULON M8X25                | 2     |
|      |                   |  |   | 8  |                 |                            |       |
|      |                   |  |   | 9  |                 |                            |       |




| FIG. | NOMBRE               | IMAGEN CONJUNTO  | IMAGEN DE PARTES  | Nº | CÓDIGO          | DESCRIPCIÓN                      | CANT. |
|------|----------------------|--|---|----|-----------------|----------------------------------|-------|
| 65   | CAÑO VELA            |   |   | 1  | ZT1134100015000 | CRISTO CON CAÑO VELA             | 1     |
|      |                      |  |   | 2  | ZT1134100007000 | JUNTA BLOCKQUEO TUERCA CAÑO VELA | 1     |
|      |                      |  |   | 3  | ZT1251300046093 | TUERCA CAÑO VELA M24X1           | 2     |
|      |                      |  |   | 4  | ZT1244100015000 | JUNTA DE TUERCA AJUSTE           | 1     |
|      |                      |  |   | 5  | ZT1224100005000 | GUARDAPOLVO SUPERIOR CAÑO VELA   | 1     |
|      |                      |  |   | 6  | ZT1130900024000 | PISTA SUPEROR                    | 1     |
|      |                      |  |   | 7  | ZT1130900022000 | ANILLO ESFERAS                   | 2     |
|      |                      |  |   | 8  | ZT1224100006000 | GUARDAPOLVO INFERIOR CAÑO VELA   | 1     |
|      |                      |  |   | 9  | ZT1250205023000 | BULON M8X35 ALLEN                | 4     |
| 66   | SUSPENSION DELANTERA |  |  | 1  | ZT1111200024000 | Horquilla Delantera Izquierda    | 1     |
|      |                      |  |   | 2  | ZT1111200025000 | Horquilla Delantera Derecha      | 1     |
|      |                      |  |   | 3  | ZT1250205023000 | BULON M8X35 ALLEN                | 4     |
|      |                      |  |   | 4  | ZT1174100001000 | OJO GATO HORQUILLAS              | 2     |
|      |                      |  |   | 5  | ZT1094100033000 | EJE DELANTERO                    | 1     |
|      |                      |  |   | 6  | ZT1094100008000 | DISTANCIADOR IZQ. EJE DELANTERO  | 1     |
|      |                      |  |   | 7  | ZT1094100036000 | BUJE DER. EJE DELANTERO          | 1     |
|      |                      |  |   | 8  | ZT1094100037000 | BUJE FIJ. DER. EJE DELANTERO     | 1     |
|      |                      |  |   | 9  | ZT1244200035000 | RETEN HORQUILLA DELANTERA        | 2     |

| FIG. | NOMBRE          | IMAGEN CONJUNTO  | IMAGEN DE PARTES  | Nº | CÓDIGO          | DESCRIPCIÓN                      | CANT. |
|------|-----------------|--|---|----|-----------------|----------------------------------|-------|
| 67   | RUEDA DELANTERA |   |   | 1  | ZT1091200026000 | LLANTA DELANTERA RAYOS INTERIOR  | 1     |
|      |                 |  |   | 2  | ZT1230100186000 | ELASTICO PROTECTOR DE CÁMARA     | 1     |
|      |                 |  |   | 3  | ZT1230200006000 | TAPÓN VALVULA LLANTA             | 1     |
|      |                 |  |   | 4  | ZT1230100456000 | CUBIERTA (110 / 70-17)           | 1     |
|      |                 |  |   | 5  | ZT1100100601000 | DISCO DE FRENO DELANTERO         | 1     |
|      |                 |  |   | 6  | ZT1251100117093 | BULON M8X25                      | 5     |
|      |                 |  |   | 7  | ZT1230100470000 | CAMARA 17                        | 1     |
|      |                 |  |   | 8  | ZT1244200135000 | RETEN 28X42X7                    | 2     |
|      |                 |  |   | 9  | ZT1250601119000 | RODAMIENTO 6004-2RS-C3           | 2     |
| 68   | DISCO ABS       |  |  | 1  | ZT1274200058000 | DISCO SISTEMA ABS 60 DIENTE      | 1     |
|      |                 |  |   | 2  | ZT1251100117093 | BULON M8X25                      | 5     |
|      |                 |  |   | 3  | ZT1181200118000 | SENSOR VELOCIDAD ABS (A)         | 1     |
|      |                 |  |   | 4  | ZT1251100101000 | BULON M6X12 (NO STD)             | 2     |
|      |                 |  |   | 5  | ZT1224200127000 | GRAMPA FRONTAL CABLE SENSOR VEL. | 1     |
|      |                 |  |   | 6  | ZT1224100044000 | GRAMPA CABLE SENSOR VELOCIDAD    | 3     |
|      |                 |  |   | 7  |                 |                                  |       |
|      |                 |  |   | 8  |                 |                                  |       |
|      |                 |  |   | 9  |                 |                                  |       |

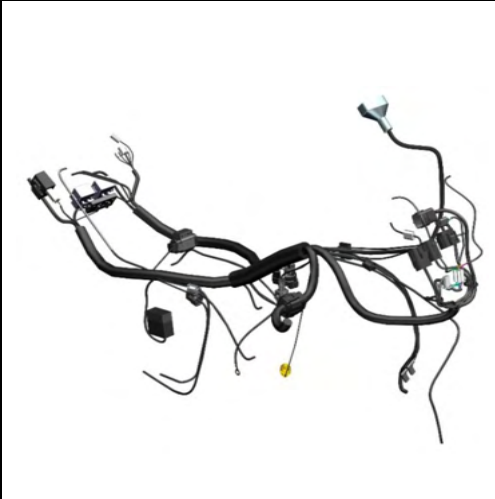

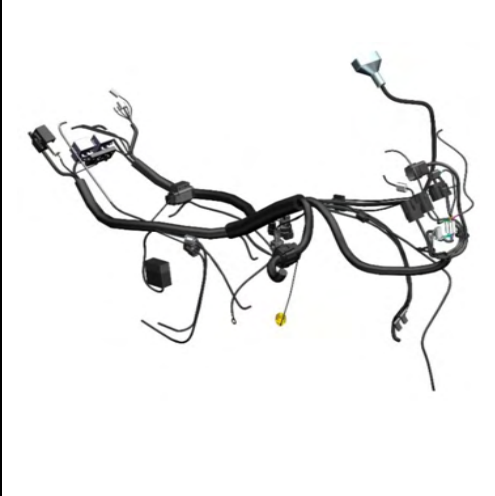

| FIG. | NOMBRE      | IMAGEN CONJUNTO | IMAGEN DE PARTES | Nº | CÓDIGO          | DESCRIPCIÓN                  | CANT. |
|------|-------------|-----------------|------------------|----|-----------------|------------------------------|-------|
| 69   | HORQUILLON  |                 |                  | 1  | ZT4021200037000 | HORQUILLÓN (GRIS)            | 1     |
|      |             |                 |                  | 2  | ZT1250602035000 | RODAMINTO AGUJAS HK2516      | 4     |
|      |             |                 |                  | 3  | ZT1244200079000 | RETÉN Ø25×Φ32×4              | 4     |
|      |             |                 |                  | 4  | ZT1271200088000 | BUJE HORQUILLÓN              | 2     |
|      |             |                 |                  | 5  | ZT1252200068000 | EJE HORQUILLON               | 1     |
|      |             |                 |                  | 6  | ZT1251300067000 | TUERCA EJE TRASERO           | 1     |
|      |             |                 |                  | 7  |                 |                              |       |
|      |             |                 |                  | 8  |                 |                              |       |
|      |             |                 |                  | 9  |                 |                              |       |
| 70   | GUIA CADENA |                 |                  | 1  | ZT1244200053000 | GUIA CADENA SUPERIOR         | 1     |
|      |             |                 |                  | 2  | ZT1271200062000 | SOPORTE GUIA CADENA SUPERIOR | 1     |
|      |             |                 |                  | 3  | ZT1274100057095 | BUJE 6.2X8.5X3.5 + 14X1.5    | 2     |
|      |             |                 |                  | 4  | ZT1251100102000 | BULON M6X16 (NO STD)         | 4     |
|      |             |                 |                  | 5  |                 |                              |       |
|      |             |                 |                  | 6  |                 |                              |       |
|      |             |                 |                  | 7  |                 |                              |       |
|      |             |                 |                  | 8  |                 |                              |       |
|      |             |                 |                  | 9  |                 |                              |       |

| FIG. | NOMBRE                            | IMAGEN CONJUNTO | IMAGEN DE PARTES | Nº | CÓDIGO          | DESCRIPCIÓN                               | CANT. |
|------|-----------------------------------|-----------------|------------------|----|-----------------|---|-------|
| 71   | AMORTIGUADOR TRASERO              |                 |                  | 1  | ZT1114200007000 | AMORTIGUADOR TRASERO                      | 1     |
|      |                                   |                 |                  | 2  | ZT1251100085093 | BULON M10X1.5X75                          | 1     |
|      |                                   |                 |                  | 3  | ZT1251100132003 | BULON M10X1.5X80                          | 1     |
|      |                                   |                 |                  | 4  | ZT1251300057093 | TUERCA M10X1.5                            | 2     |
|      |                                   |                 |                  | 5  |                 |   |       |
|      |                                   |                 |                  | 6  |                 |   |       |
|      |                                   |                 |                  | 7  |                 |   |       |
|      |                                   |                 |                  | 8  |                 |   |       |
|      |                                   |                 |                  | 9  |                 |   |       |
| 72   | GUARDABARRO INTERIOR CUBRE CADENA |                 |                  | 1  | ZT1221200040000 | GUARDABARRO INTERIOR CUBRE CADENA         | 1     |
|      |                                   |                 |                  | 2  | ZT1271200068000 | SOPORTE GUARDABARRO INTERIOR CUBRE CADENA | 1     |
|      |                                   |                 |                  | 3  | ZT1251100102000 | BULON M6X16 (NO STD)                      | 2     |
|      |                                   |                 |                  | 4  | ZT1251100101000 | BULON M6X12 (NO STD)                      | 1     |
|      |                                   |                 |                  | 5  | ZT1274100057095 | BUJE 6.2X8.5X3.5 + 14X1.5                 | 1     |
|      |                                   |                 |                  | 6  | ZT1244100052000 | ARANDELA GOMA 8.5X14X1                    | 2     |
|      |                                   |                 |                  | 7  | ZT1251700059093 | BUJE 6.4X9X8 + 18X2                       | 1     |
|      |                                   |                 |                  | 8  | ZT1210342449000 | CALCO CUBRE CADENA                        | 1     |
|      |                                   |                 |                  | 9  |                 |   |       |

| FIG. | NOMBRE        | IMAGEN CONJUNTO | IMAGEN DE PARTES | Nº | CÓDIGO          | DESCRIPCIÓN                   | CANT. |
|------|---------------|-----------------|------------------|----|-----------------|-------------------------------|-------|
| 73   | ESTIRA CADENA |                 |                  | 1  | ZT1032142074051 | ESTIRA CADENA IZQUIERDO GRIS  | 1     |
|      |               |                 |                  | 2  | ZT1032142075051 | ESTIRA CADENA DERECHO GRIS    | 1     |
|      |               |                 |                  | 3  | ZT1251100105000 | BULON M10X70                  | 2     |
|      |               |                 |                  | 4  | ZT1251300050000 | TUERCA M10                    | 2     |
|      |               |                 |                  | 5  |                 |                               |       |
|      |               |                 |                  | 6  |                 |                               |       |
|      |               |                 |                  | 7  |                 |                               |       |
|      |               |                 |                  | 8  |                 |                               |       |
|      |               |                 |                  | 9  |                 |                               |       |
| 74   | TRANSMISION   |                 |                  | 1  | ZT1094200011000 | PORTA CORONA VERSIÓN 2        | 1     |
|      |               |                 |                  | 2  | ZT1080100116000 | CORONA 520-44T                | 1     |
|      |               |                 |                  | 3  | ZT1080200100000 | CADENA 112 / 520              | 1     |
|      |               |                 |                  | 4  | ZT1251300057093 | TUERCA M10X1.5                | 5     |
|      |               |                 |                  | 5  | ZT1244200050000 | MANCHÓN CORONA VERSION 2      | 5     |
|      |               |                 |                  | 6  | ZT1094100035000 | DISTANCIADOR IZQ. EJE TRASERO | 1     |
|      |               |                 |                  | 7  | ZT1244200140000 | RETÉN 30X52X7                 | 1     |
|      |               |                 |                  | 8  | ZT1250601124000 | RODAMIENTO 6205-2RS-CO        | 1     |
|      |               |                 |                  | 9  |                 |                               |       |





| FIG. | NOMBRE                  | IMAGEN CONJUNTO  | IMAGEN DE PARTES  | Nº | CÓDIGO          | DESCRIPCIÓN                           | CANT. |
|------|-------------------------|--|---|----|-----------------|---------------------------------------|-------|
| 75   | RUEDA TRASERA           |   |   | 1  | ZT1091200027000 | LLANTA TRASERA RAYOS INT              | 1     |
|      |                         |  |   | 2  | ZT1230100455000 | CUBIERTA 130 / 70 - 17                | 1     |
|      |                         |  |   | 3  | ZT1230100186000 | ELASTICO PROTECTOR DE CÁMARA          | 1     |
|      |                         |  |   | 4  | ZT1230200006000 | TAPÓN VALVULA LLANTA                  | 1     |
|      |                         |  |   | 5  | ZT1100100600000 | DISCO FRENO TRASERO 230 MM            | 1     |
|      |                         |  |   | 6  | ZT1091200025000 | EJE TRASERO                           | 1     |
|      |                         |  |   | 7  | ZT1274200002000 | BUJE DER. RUEDA TRASERA 20X28X38X18.5 | 1     |
|      |                         |  |   | 8  | ZT1251300067000 | TUERCA EJE TRASERO                    | 1     |
|      |                         |  |   | 9  | ZT1230100236000 | TUBO INTERNO 130 / 70 -17             | 1     |
| 76   | RETEN EJE RUEDA TRASERA |  |  | 1  | ZT1246200013000 | RETEN 28X47X7                         | 2     |
|      |                         |  |   | 2  | ZT1250601114000 | RODAMIENTO 6204-2RS-C3                | 2     |
|      |                         |  |   | 3  |                 |                                       |       |
|      |                         |  |   | 4  |                 |                                       |       |
|      |                         |  |   | 5  |                 |                                       |       |
|      |                         |  |   | 6  |                 |                                       |       |
|      |                         |  |   | 7  |                 |                                       |       |
|      |                         |  |   | 8  |                 |                                       |       |
|      |                         |  |   | 9  |                 |                                       |       |





| FIG. | NOMBRE              | IMAGEN CONJUNTO | IMAGEN DE PARTES | Nº | CÓDIGO          | DESCRIPCIÓN                        | CANT. |
|------|---------------------|-----------------|------------------|----|-----------------|------------------------------------|-------|
| 77   | SISTEMA ABS TRASERO |                 |                  | 1  | ZT1274200058000 | DISCO SISTEMA ABS 60 DIENTE        | 1     |
|      |                     |                 |                  | 2  | ZT1251100117093 | BULON M8X25                        | 5     |
|      |                     |                 |                  | 3  | ZT1181200118000 | SENSOR VELOCIDAD ABS (A)           | 1     |
|      |                     |                 |                  | 4  | ZT1224200003000 | GRAMPA FLEXIBLE FRENO TRASERO      | 2     |
|      |                     |                 |                  | 5  | ZT1224100044000 | GRAMPA CABLE SENSOR VELOCIDAD      | 2     |
|      |                     |                 |                  | 6  | ZT1251100101000 | BULON M6X12 (NO STD)               | 1     |
|      |                     |                 |                  | 7  | ZT1251100102000 | BULON M6X16 (NO STD)               | 2     |
|      |                     |                 |                  | 8  |                 |                                    |       |
|      |                     |                 |                  | 9  |                 |                                    |       |
| 78   | CUADRO              |                 |                  | 1  | ZT4011200050000 | CUADRO (U - EURO V)                | 1     |
|      |                     |                 |                  | 2  | ZT1130900026000 | CUBETA CUADRO                      | 2     |
|      |                     |                 |                  | 3  | ZT1251100086093 | BULON M10x1.5x112                  | 1     |
|      |                     |                 |                  | 4  | ZT1251300057093 | TUERCA M10X1.5                     | 1     |
|      |                     |                 |                  | 5  | ZT1244100002000 | SILENT-BLOCK CACHAS TANQUE         | 4     |
|      |                     |                 |                  | 6  | ZT1244100061000 | TAPON DE CUADRO                    | 6     |
|      |                     |                 |                  | 7  | ZT1240100023000 | PROTECTOR BORNE DE BATERÍA         | 1     |
|      |                     |                 |                  | 8  | ZT1241200044000 | GOMA TOPE TANQUE COMBUSTIBLE       | 2     |
|      |                     |                 |                  | 9  | ZT1274100017000 | PASACABLE DE INSTALACIÓN ELECTRICA | 2     |





| FIG. | NOMBRE                | IMAGEN CONJUNTO  | IMAGEN DE PARTES  | Nº | CÓDIGO          | DESCRIPCIÓN                            | CANT. |
|------|-----------------------|--|---|----|-----------------|--|-------|
| 79   | INSTALACION ELECTRICA |   |   | 1  | ZT1181200121000 | INSTALACIÓN ELÉCTRICA A (ELECTROSPRAY) | 1     |
|      |                       |  |   | 2  | ZT1184100017000 | RELÉ INYECCIÓN ELECTRONICA COMBUSTIBLE | 3     |
|      |                       |  |   | 3  | ZT1184100002000 | INTERRUPTOR DE DESCARGA                | 1     |
|      |                       |  |   | 4  | ZT1244100082000 | CAPUCHÓN DE INTERRUPTOR DE DESCARGA    | 1     |
|      |                       |  |   | 5  | ZT1184200039000 | DESTELLADOR                            | 1     |
|      |                       |  |   | 6  | ZT1184200016000 | SIRENA DE UNIDAD DE LLAVES PKE         | 1     |
|      |                       |  |   | 7  | ZT1224100051000 | PRECINTOS 2.5X10                       | 12    |
|      |                       |  |   | 8  | ZT1224100037000 | PRECINTOS 3.6X295                      | 21    |
|      |                       |  |   | 9  |                 |  |       |
| 80   | INSTALACION ELECTRICA |  |  | 1  | ZT1184200127000 | FUSIBLE 10A                            | 7     |
|      |                       |  |   | 2  | ZT1184200128000 | FUSIBLE 15A                            | 6     |
|      |                       |  |   | 3  | ZT1184200129000 | FUSIBLE 25A                            | 3     |
|      |                       |  |   | 4  |                 |  |       |
|      |                       |  |   | 5  |                 |  |       |
|      |                       |  |   | 6  |                 |  |       |
|      |                       |  |   | 7  |                 |  |       |
|      |                       |  |   | 8  |                 |  |       |
|      |                       |  |   | 9  |                 |  |       |




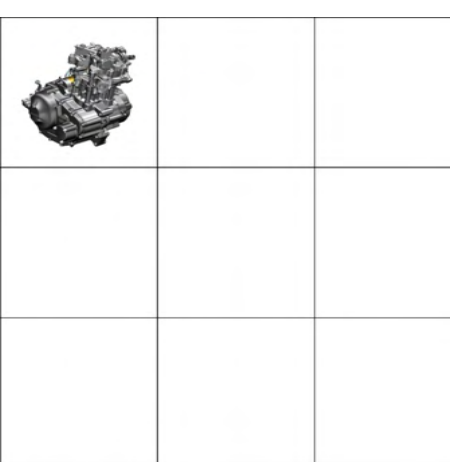
| FIG. | NOMBRE                 | IMAGEN CONJUNTO | IMAGEN DE PARTES | Nº | CÓDIGO          | DESCRIPCIÓN                              | CANT. |
|------|------------------------|-----------------|------------------|----|-----------------|--|-------|
| 81   | REGULADOR TENSION      |                 |                  | 1  | ZT4041201119051 | TAPA REGULADOR TENSION (GRIS)            | 1     |
|      |                        |                 |                  | 2  | ZT1251112003093 | BULON M6X45                              | 2     |
|      |                        |                 |                  | 3  | ZT1251700146000 | BUJE 12X6X26.5                           | 2     |
|      |                        |                 |                  | 4  | ZT1181200085000 | REGULADOR TENSION                        | 1     |
|      |                        |                 |                  | 5  |                 |  |       |
|      |                        |                 |                  | 6  |                 |  |       |
|      |                        |                 |                  | 7  |                 |  |       |
|      |                        |                 |                  | 8  |                 |  |       |
|      |                        |                 |                  | 9  |                 |  |       |
| 82   | COMPONENTES ELECTRICOS |                 |                  | 1  | ZT1050956015000 | ECU MSE6                                 | 1     |
|      |                        |                 |                  | 2  | ZT1271200080000 | SOPORTE ECU                              | 1     |
|      |                        |                 |                  | 3  | ZT1251100120093 | BULÓN M6X12                              | 2     |
|      |                        |                 |                  | 4  | ZT1251100119093 | BULON M6X12                              | 2     |
|      |                        |                 |                  | 5  | ZT1274100058000 | CERRADURA ELECTRONICA ASIENTO            | 1     |
|      |                        |                 |                  | 6  | ZT1251100101000 | BULON M6X12 (NO STD)                     | 3     |
|      |                        |                 |                  | 7  | ZT1184100010000 | RELÉ ARRANQUE                            | 1     |
|      |                        |                 |                  | 8  | ZT1050954009000 | ELECTROVALVULA TANQUE FILTRO COMBUSTIBLE | 1     |
|      |                        |                 |                  | 9  | ZT1250303010093 | TUERCA M6                                | 1     |

















| FIG. | NOMBRE            | IMAGEN CONJUNTO | IMAGEN DE PARTES | Nº | CÓDIGO          | DESCRIPCIÓN            | CANT. |
|------|-------------------|-----------------|------------------|----|-----------------|------------------------|-------|
| 83   | BOBINA EXTERNA    |                 |                  | 1  | ZT1186200014000 | BOBINA EXTERNA         | 1     |
|      |                   |                 |                  | 2  | ZT1250201032093 | BULON M5X16            | 2     |
|      |                   |                 |                  | 3  | ZT1221200058000 | SOPORTE BOBINA EXTERNA | 1     |
|      |                   |                 |                  | 4  | ZT1251112001093 | BULON M6X16            | 3     |
|      |                   |                 |                  | 5  | ZT1184200004000 | BOCINA                 | 1     |
|      |                   |                 |                  | 6  | ZT1050968009000 | BUJIA                  | 1     |
|      |                   |                 |                  | 7  |                 |                        |       |
|      |                   |                 |                  | 8  |                 |                        |       |
|      |                   |                 |                  | 9  |                 |                        |       |
| 84   | INTERRUPTOR MOTOR |                 |                  | 1  | ZT1184100012000 | INTERRUPTOR DE MOTOR   | 1     |
|      |                   |                 |                  | 2  | ZT1250205040095 | BULON M8X16            | 2     |
|      |                   |                 |                  | 3  | ZT1224100037000 | PRECINTOS 3.6X295      | 2     |
|      |                   |                 |                  | 4  |                 |                        |       |
|      |                   |                 |                  | 5  |                 |                        |       |
|      |                   |                 |                  | 6  |                 |                        |       |
|      |                   |                 |                  | 7  |                 |                        |       |
|      |                   |                 |                  | 8  |                 |                        |       |
|      |                   |                 |                  | 9  |                 |                        |       |

| FIG. | NOMBRE                | IMAGEN CONJUNTO  | IMAGEN DE PARTES  | Nº | CÓDIGO          | DESCRIPCIÓN              | CANT. |
|------|-----------------------|--|---|----|-----------------|--------------------------|-------|
| 85   | SOPORTE MOTOR LATERAL |   |   | 1  | ZT4021200030000 | SOPORTE MOTOR IZQUIERDO  | 1     |
|      |                       |  |   | 2  | ZT4021200031000 | SOPORTE MOTOR DERECHO    | 1     |
|      |                       |  |   | 3  | ZT1250105017091 | BULÓN M8X65              | 2     |
|      |                       |  |   | 4  | ZT1250305002091 | TUERCA M8                | 2     |
|      |                       |  |   | 5  | ZT4021200029000 | SOPORTE CENTRAL CUADRO   | 1     |
|      |                       |  |   | 6  | ZT1251100085093 | BULON M10X1.5X75         | 2     |
|      |                       |  |   | 7  | ZT1251300057093 | TUERCA M10X1.5           | 2     |
|      |                       |  |   | 8  |                 |                          |       |
|      |                       |  |   | 9  |                 |                          |       |
| 86   | SOSTEN LATERAL        |  |  | 1  | ZT1274200289000 | SOSTEN LATERAL T310 GRIS | 1     |
|      |                       |  |   | 2  | ZT1251100088094 | BULON M10x1.5x43         | 1     |
|      |                       |  |   | 3  | ZT1264100001000 | RESORTE SOSTEN LATERAL   | 1     |
|      |                       |  |   | 4  | ZT1251700025091 | BUJE DE SOSTEN LATERAL   | 1     |
|      |                       |  |   | 5  | ZT1251300057093 | TUERCA M10X1.5           | 1     |
|      |                       |  |   | 6  |                 |                          |       |
|      |                       |  |   | 7  |                 |                          |       |
|      |                       |  |   | 8  |                 |                          |       |
|      |                       |  |   | 9  |                 |                          |       |

| FIG. | NOMBRE           | IMAGEN CONJUNTO  | IMAGEN DE PARTES  | Nº | CÓDIGO          | DESCRIPCIÓN                          | CANT. |
|------|------------------|--|---|----|-----------------|--------------------------------------|-------|
| 87   | CAJA FILTRO      |   |   | 1  | ZT1221200033000 | CAJA FILTRO AIRE                     | 1     |
|      |                  |  |   | 2  | ZT1251300063093 | GRAMPA M6X11X15                      | 3     |
|      |                  |  |   | 3  | ZT1251100101000 | BULON M6X12 (NO STD)                 | 3     |
|      |                  |  |   | 4  | ZT1051356012000 | ABRAZADERA CAJA FILTRO AIRE (42X10)  | 1     |
|      |                  |  |   | 5  | ZT1221200055000 | CANISTER                             | 1     |
|      |                  |  |   | 6  | ZT4131200001000 | FILTRO AIRE                          | 1     |
|      |                  |  |   | 7  |                 |                                      |       |
|      |                  |  |   | 8  |                 |                                      |       |
|      |                  |  |   | 9  |                 |                                      |       |
| 88   | SEPARADOR ACEITE |  |  | 1  | ZT4041201332000 | SEPARADOR DE ACEITE Y GASES EXTERNOS | 1     |
|      |                  |  |   | 2  | ZT1224100037000 | PRECINTOS 3.6X295                    | 1     |
|      |                  |  |   | 3  | ZT1051754001000 | BUJE 10X5,5X6                        | 1     |
|      |                  |  |   | 4  | ZT1270100021000 | ÁNILLO DE SEGURIDAD (1X7)            | 1     |
|      |                  |  |   | 5  |                 |                                      |       |
|      |                  |  |   | 6  |                 |                                      |       |
|      |                  |  |   | 7  |                 |                                      |       |
|      |                  |  |   | 8  |                 |                                      |       |
|      |                  |  |   | 9  |                 |                                      |       |





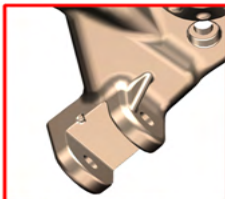

| FIG. | NOMBRE                  | IMAGEN CONJUNTO  | IMAGEN DE PARTES  | Nº | CÓDIGO          | DESCRIPCIÓN                        | CANT. |
|------|-------------------------|--|---|----|-----------------|------------------------------------|-------|
| 89   | CUERPO DE INYECCION     |   |   | 1  | ZT1050956018000 | CUERPO DE INYECCION A              | 1     |
|      |                         |  |   | 2  | ZT1050956005000 | MOTOR PASO A PASO                  | 1     |
|      |                         |  |   | 3  | ZT1050954024000 | SENSOR PRESION Y TEMPERATURA       | 1     |
|      |                         |  |   | 4  | ZT1050956026000 | SENSOR 3 EN 1                      | 1     |
|      |                         |  |   | 5  |                 |                                    |       |
|      |                         |  |   | 6  |                 |                                    |       |
|      |                         |  |   | 7  |                 |                                    |       |
|      |                         |  |   | 8  |                 |                                    |       |
|      |                         |  |   | 9  |                 |                                    |       |
| 90   | ACOPLE CUERPO INYECCION |  |  | 1  | ZT1050956004000 | ACOPLE CUERPO INYECCION            | 1     |
|      |                         |  |   | 2  | ZT1051468007000 | O'RING GOMA 31,8X2                 | 1     |
|      |                         |  |   | 3  | ZT1050956006000 | TUBO DE ALTA PRESIÓN INYECCIÓN     | 1     |
|      |                         |  |   | 4  | ZT1251112001093 | BULON M6X16                        | 2     |
|      |                         |  |   | 5  | ZT1050968002000 | SOPORTE CUERPO DE INYECCION        | 1     |
|      |                         |  |   | 6  | ZT1250105138093 | BULON M6X20                        | 1     |
|      |                         |  |   | 7  | ZT1050968003000 | INYECTOR COMBUSTIBLE               | 1     |
|      |                         |  |   | 8  | ZT1051356010000 | ABRAZADERA CUERPO INYECTOR (45X10) | 1     |
|      |                         |  |   | 9  |                 |                                    |       |


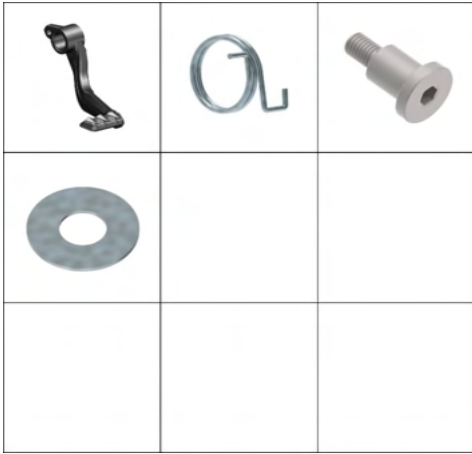

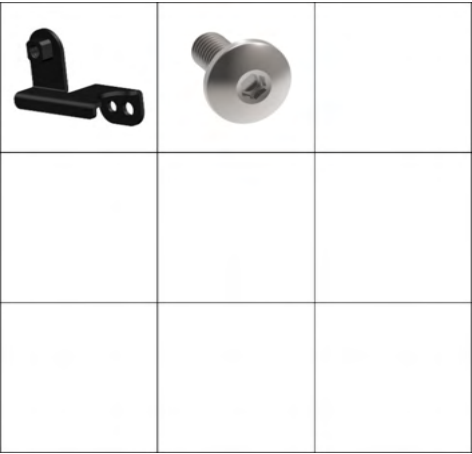
| FIG. | NOMBRE         | IMAGEN CONJUNTO  | IMAGEN DE PARTES  | Nº | CÓDIGO          | DESCRIPCIÓN             | CANT. |
|------|----------------|--|---|----|-----------------|-------------------------|-------|
| 91   | TERMOSTATO     |   |   | 1  | ZT1051956001000 | TERMOSTATO COMPL        | 1     |
|      |                |  |   | 2  | ZT1051468010000 | O'RING 16,5X1,95        | 1     |
|      |                |  |   | 3  | ZT1251100061093 | BULON M6X22             | 2     |
|      |                |  |   | 4  | ZT1050954026000 | SONDA LAMBDA            | 1     |
|      |                |  |   | 5  | ZT4050856002051 | TAPA CUBRE PIÑON (GRIS) | 1     |
|      |                |  |   | 6  | ZT1251112002093 | BULON M6X30             | 2     |
|      |                |  |   | 7  |                 |                         |       |
|      |                |  |   | 8  |                 |                         |       |
|      |                |  |   | 9  |                 |                         |       |
| 92   | MOTOR COMPLETO |  |  | 1  | ZT5560101024051 | MOTOR COMPLETO (GRIS)   | 1     |
|      |                |  |   | 2  |                 |                         |       |
|      |                |  |   | 3  |                 |                         |       |
|      |                |  |   | 4  |                 |                         |       |
|      |                |  |   | 5  |                 |                         |       |
|      |                |  |   | 6  |                 |                         |       |
|      |                |  |   | 7  |                 |                         |       |
|      |                |  |   | 8  |                 |                         |       |
|      |                |  |   | 9  |                 |                         |       |





| FIG. | NOMBRE                        | IMAGEN CONJUNTO  | IMAGEN DE PARTES   | Nº | CÓDIGO          | DESCRIPCIÓN                          | CANT. |
|------|-------------------------------|--|--|----|-----------------|--------------------------------------|-------|
| 93   | SALIDA ESCAPE CON CATALIZADOR |   |   <br>  <br>  | 1  | ZT4081200001000 | SALIDA ESCAPE CON CATALIZADOR EURO V | 1     |
|      |                               |  |  | 2  | ZT1251300058093 | TUECA M8 TUBO SALIDA ESCAPE          | 2     |
|      |                               |  |  | 3  | ZT1070100202000 | JUNTA DE ESCAPE                      | 1     |
|      |                               |  |  | 4  | ZT1250105021091 | BULÓN M8X90                          | 1     |
|      |                               |  |  | 5  | ZT1241200045000 | GOMA SALIDA ESCAPE                   | 2     |
|      |                               |  |  | 6  | ZT1251900055093 | BUJE SALIDA ESCAPE                   | 1     |
|      |                               |  |  | 7  | ZT1274100068095 | BUJE FIJ. CATALIZADOR                | 1     |
|      |                               |  |  | 8  | ZT1250303011093 | TUERCA M8                            | 1     |
|      |                               |  |  | 9  |                 |                                      |       |
| 94   | PROTECTOR CALOR SILENCIADOR   |  |   <br>     | 1  | ZT1032112022051 | PROTECTOR CALOR SILENCIADOR GRIS     | 1     |
|      |                               |  |  | 2  | ZT1250501010000 | GROWER 6                             | 5     |
|      |                               |  |  | 3  | ZT1251100102000 | BULON M6X16 (NO STD)                 | 3     |
|      |                               |  |  | 4  | ZT1251100101000 | BULON M6X12 (NO STD)                 | 2     |
|      |                               |  |  | 5  | ZT1032112023051 | TUBO EXT. SILENCIADOR GRIS           | 1     |
|      |                               |  |  | 6  | ZT1032112014000 | REJILLA INT. SILANCIADOR             | 1     |
|      |                               |  |  | 7  |                 |                                      |       |
|      |                               |  |  | 8  |                 |                                      |       |
|      |                               |  |  | 9  |                 |                                      |       |




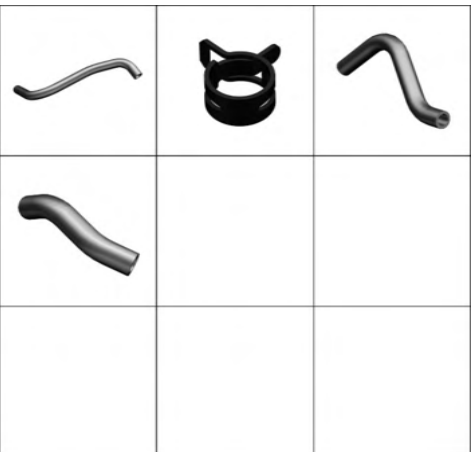
| FIG. | NOMBRE                                | IMAGEN CONJUNTO | IMAGEN DE PARTES | Nº | CÓDIGO          | DESCRIPCIÓN                                | CANT. |
|------|---------------------------------------|-----------------|------------------|----|-----------------|--|-------|
| 95   | SOPORTE IZQUIERDO PEDALIN ACOMPAÑANTE | <p>新款 New</p>   | <p>φ6×12×1</p>   | 1  | ZT4061200003051 | SOPORTE IZQ. PEDALIN ACOMP. REFORZADO GRIS | 1     |
|      |                                       |                 |                  | 2  | ZT1250205023000 | BULON M8X35 ALLEN                          | 3     |
|      |                                       |                 |                  | 3  | ZT4061200007000 | PEDALÍN ACOMP. IZQ. REFORZADO GRIS         | 1     |
|      |                                       |                 |                  | 4  | ZT1260100301000 | RESORTE ESFERA POSICIÓN PEDALIN            | 1     |
|      |                                       |                 |                  | 5  | ZT1274300031000 | ESFERA POSICIÓN PEDALIN ACOMPAÑANTE        | 1     |
|      |                                       |                 |                  | 6  | ZT1274300032000 | PLACA POSICIÓN PEDALIN                     | 1     |
|      |                                       |                 |                  | 7  | ZT1274300033000 | PERNO PEDALIN                              | 1     |
|      |                                       |                 |                  | 8  | ZT1264100006000 | SEGUER E                                   | 1     |
|      |                                       |                 |                  | 9  |                 |  |       |
| 96   | SOPORTE PEDALIN REFORZADO             | <p>新款 New</p>   | <p>φ6×12×1</p>   | 1  | ZT1271200195000 | SOPORTE PEDALÍN REFORZADO GRIS             | 1     |
|      |                                       |                 |                  | 2  | ZT1264100003000 | RESORTE PEDALIN IZQUIERDO                  | 1     |
|      |                                       |                 |                  | 3  | ZT4061200005000 | PEDALIN CONDUCTOR IZQ REFORZADO GRIS       | 1     |
|      |                                       |                 |                  | 4  | ZT1274300033000 | PERNO PEDALIN                              | 1     |
|      |                                       |                 |                  | 5  | ZT1264100006000 | SEEGUER E                                  | 1     |
|      |                                       |                 |                  | 6  | ZT1274200334000 | ARANDELA SOPORTE PEDALIN                   | 1     |
|      |                                       |                 |                  | 7  | ZT1250105278093 | BULON M10X1,25X25                          | 1     |
|      |                                       |                 |                  | 8  |                 |  |       |
|      |                                       |                 |                  | 9  |                 |  |       |



| FIG. | NOMBRE                  | IMAGEN CONJUNTO | IMAGEN DE PARTES | Nº | CÓDIGO          | DESCRIPCIÓN                   | CANT. |
|------|-------------------------|-----------------|------------------|----|-----------------|-------------------------------|-------|
| 97   | LEVA COMANDO DE CAMBIOS |                 | <br>             | 1  | ZT1271200163000 | LEVA COMANDO DE CAMBIOS GRIS  | 1     |
|      |                         |                 |                  | 2  | ZT1251100061093 | BULON M6X22                   | 2     |
|      |                         |                 |                  | 3  | ZT1250303010093 | TUERCA M6                     | 1     |
|      |                         |                 |                  | 4  | ZT1274100042000 | ROTULA LEVA COMANDO DE CAMBIO | 1     |
|      |                         |                 |                  | 5  | ZT1250301020093 | TUERCA M6                     | 1     |
|      |                         |                 |                  | 6  |                 |                               |       |
|      |                         |                 |                  | 7  |                 |                               |       |
|      |                         |                 |                  | 8  |                 |                               |       |
|      |                         |                 |                  | 9  |                 |                               |       |
| 98   | PALANCA CAMBIOS         |                 | <br>             | 1  | ZT1271200162000 | PALANCA CAMBIOS GRIS          | 1     |
|      |                         |                 |                  | 2  | ZT1250303010093 | TUERCA M6                     | 1     |
|      |                         |                 |                  | 3  | ZT1251100061093 | BULON M6X22                   | 1     |
|      |                         |                 |                  | 4  | ZT1274100043000 | ROTULA PALANCA CAMBIOS        | 1     |
|      |                         |                 |                  | 5  | ZT1250301018093 | TUERCA M6 - ROSCA IZQ         | 1     |
|      |                         |                 |                  | 6  | ZT1271200086000 | VARILLA PALANCA CAMBIOS       | 1     |
|      |                         |                 |                  | 7  |                 |                               |       |
|      |                         |                 |                  | 8  |                 |                               |       |
|      |                         |                 |                  | 9  |                 |                               |       |

| FIG. | NOMBRE                                    | IMAGEN CONJUNTO   | IMAGEN DE PARTES  | Nº | CÓDIGO          | DESCRIPCIÓN                               | CANT. |
|------|---|---|---|----|-----------------|---|-------|
| 99   | SOPORTE DERECHO<br>PEDALIN<br>ACOMPAÑANTE | <br><br>新款 New    |   | 1  | ZT4061200004051 | SOPORTE PEDALÍN ACOMP DER. REFORZADO GRIS | 1     |
|      |   |   |   | 2  | ZT1250205023000 | BULON M8X35 ALLEN                         | 3     |
|      |   |   |   | 3  | ZT4061200008000 | PEDALIN CONDUCTOR DER. REFORZADO GRIS     | 1     |
|      |   |   |   | 4  | ZT1260100301000 | RESORTE ESFERA POSICIÓN PEDALIN           | 1     |
|      |   |   |   | 5  | ZT1274300031000 | ESFERA POSICIÓN PEDALIN ACOMPAÑANTE       | 1     |
|      |   |   |   | 6  | ZT1274300032000 | PLACA POSICIÓN PEDALIN                    | 1     |
|      |   |   |   | 7  | ZT1274300033000 | PERNO PEDALIN                             | 1     |
|      |   |   |   | 8  | ZT1264100006000 | SEGUER E                                  | 1     |
|      |   |   |   | 9  |                 |   |       |
| 100  | PEDALIN<br>CONDUCTOR<br>DERECHO           | <br><br>新款 New |  | 1  | ZT4061200006000 | PEDALIN CONDUCTOR DERECHO REFORZADO GRIS  | 1     |
|      |   |   |   | 2  | ZT1264100004000 | RESORTE PEDALIN DERECHO                   | 1     |
|      |   |   |   | 3  | ZT1274300033000 | PERNO PEDALIN                             | 1     |
|      |   |   |   | 4  | ZT1264100006000 | SEGUER E                                  | 1     |
|      |   |   |   | 5  |                 |   |       |
|      |   |   |   | 6  |                 |   |       |
|      |   |   |   | 7  |                 |   |       |
|      |   |   |   | 8  |                 |   |       |
|      |   |   |   | 9  |                 |   |       |

| FIG. | NOMBRE                        | IMAGEN CONJUNTO  | IMAGEN DE PARTES  | Nº | CÓDIGO          | DESCRIPCIÓN                   | CANT. |
|------|-------------------------------|--|---|----|-----------------|-------------------------------|-------|
| 101  | PEDAL FRENO TRASERO           |   |   | 1  | ZT1271200164000 | PEDAL FRENO TRASERO GRIS      | 1     |
|      |                               |  |   | 2  | ZT1260100119093 | RESORTE PEDAL FRENO TRAS      | 1     |
|      |                               |  |   | 3  | ZT1251100131000 | BULON M10X1.5X36              | 1     |
|      |                               |  |   | 4  | ZT1251500060095 | ARANDELA 10.5X26X1            | 1     |
|      |                               |  |   | 5  |                 |                               |       |
|      |                               |  |   | 6  |                 |                               |       |
|      |                               |  |   | 7  |                 |                               |       |
|      |                               |  |   | 8  |                 |                               |       |
|      |                               |  |   | 9  |                 |                               |       |
| 102  | SOPORTE RESERVA LIQUIDO FRENO |  |  | 1  | ZT1271200087000 | SOPORTE RESERVA LIQUIDO FRENO | 1     |
|      |                               |  |   | 2  | ZT1251100101000 | BULON M6X12 (NO STD)          | 1     |
|      |                               |  |   | 3  |                 |                               |       |
|      |                               |  |   | 4  |                 |                               |       |
|      |                               |  |   | 5  |                 |                               |       |
|      |                               |  |   | 6  |                 |                               |       |
|      |                               |  |   | 7  |                 |                               |       |
|      |                               |  |   | 8  |                 |                               |       |
|      |                               |  |   | 9  |                 |                               |       |


| FIG. | NOMBRE          | IMAGEN CONJUNTO  | IMAGEN DE PARTES  | Nº | CÓDIGO          | DESCRIPCIÓN                               | CANT. |
|------|-----------------|--|---|----|-----------------|---|-------|
| 103  | SOPORTE PEDALIN |   |   | 1  | ZT1244300013000 | GOMA PEDALIN POSAPIE (350T)               | 4     |
|      |                 |  |   | 2  | ZT1274200051000 | PLACA DE GOMA PEDALIN                     | 4     |
|      |                 |  |   | 3  | ZT1251100167000 | BULON M6X8                                | 2     |
|      |                 |  |   | 4  | ZT1250205038000 | BULON M5X12                               | 4     |
|      |                 |  |   | 5  | ZT4064300005051 | SOPORTE PEDALIN ACOMPAÑANTE DER T350 GRIS | 1     |
|      |                 |  |   | 6  | ZT4064300006051 | SOPORTE PEDALIN ACOMPAÑANTE IZQ T350 GRIS | 1     |
|      |                 |  |   | 7  | ZT4064300007051 | SOPORTE PEDALIN CONDUCTOR IZQ T350 GRIS   | 1     |
|      |                 |  |   | 8  | ZT4064300008051 | SOPORTE PEDALIN CONDUCTOR DER T350 GRIS   | 1     |
|      |                 |  |   | 9  | ZT1250501010000 | GROWER 6                                  | 4     |
| 104  | RADIADOR        |  |  | 1  | ZT1271200066000 | RADIADOR                                  | 1     |
|      |                 |  |   | 2  | ZT1241200052000 | CODO CONEXIÓN RADIADOR-TAPA               | 1     |
|      |                 |  |   | 3  | ZT1274200089000 | ABRAZADERA CLIP 22                        | 2     |
|      |                 |  |   | 4  | ZT1221200069000 | TAPA RADIADOR KD150                       | 1     |
|      |                 |  |   | 5  | ZT1251100061093 | BULON M6X22                               | 1     |
|      |                 |  |   | 6  | ZT1251100101000 | BULON M6X12 (NO STD)                      | 1     |
|      |                 |  |   | 7  | ZT1251112002093 | BULON M6X30                               | 2     |
|      |                 |  |   | 8  |                 |   |       |
|      |                 |  |   | 9  |                 |   |       |


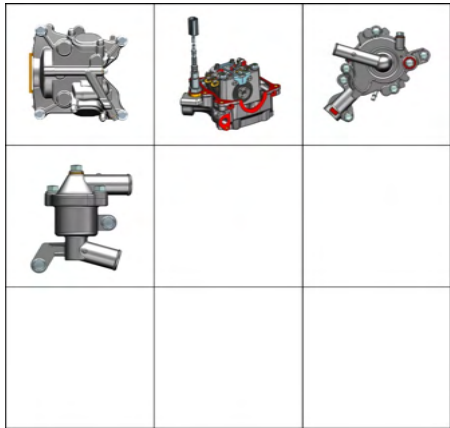
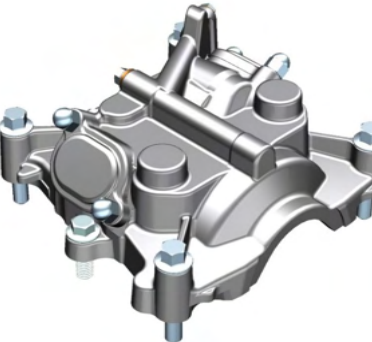

| FIG. | NOMBRE                | IMAGEN CONJUNTO  | IMAGEN DE PARTES  | Nº | CÓDIGO          | DESCRIPCIÓN               | CANT. |
|------|-----------------------|--|---|----|-----------------|---------------------------|-------|
| 105  | SOPORTE RADIADOR      |   |   | 1  | ZT4021200024000 | SOPORTE RADIADOR          | 1     |
|      |                       |  |   | 2  | ZT1271200081000 | SOPORTE CUADRO - RADIADOR | 1     |
|      |                       |  |   | 3  | ZT1251100061093 | BULON M6X22               | 2     |
|      |                       |  |   | 4  |                 |                           |       |
|      |                       |  |   | 5  |                 |                           |       |
|      |                       |  |   | 6  |                 |                           |       |
|      |                       |  |   | 7  |                 |                           |       |
|      |                       |  |   | 8  |                 |                           |       |
|      |                       |  |   | 9  |                 |                           |       |
| 106  | TUBO CIRCULACION AGUA |  |  | 1  | ZT1241200055000 | TUBO CIRCULACIÓN AGUA     | 1     |
|      |                       |  |   | 2  | ZT1274200089000 | ABRAZADERA CLIP 22        | 6     |
|      |                       |  |   | 3  | ZT1241200053000 | TUBO SALIDA MOTOR         | 1     |
|      |                       |  |   | 4  | ZT1241200054000 | TUBO ENTRADA MOTOR        | 1     |
|      |                       |  |   | 5  |                 |                           |       |
|      |                       |  |   | 6  |                 |                           |       |
|      |                       |  |   | 7  |                 |                           |       |
|      |                       |  |   | 8  |                 |                           |       |
|      |                       |  |   | 9  |                 |                           |       |




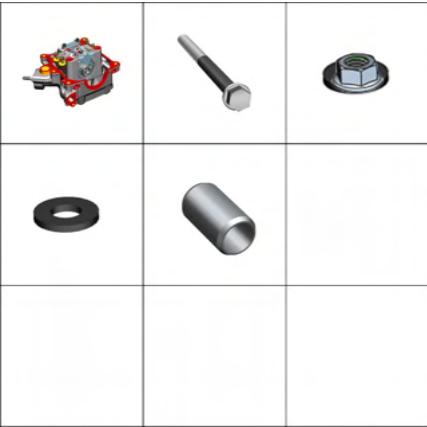
| FIG. | NOMBRE               | IMAGEN CONJUNTO  | IMAGEN DE PARTES  | Nº | CÓDIGO          | DESCRIPCIÓN                       | CANT. |
|------|----------------------|--|---|----|-----------------|-----------------------------------|-------|
| 107  | TANQUE AGUA AUXILIAR |  |  | 1  | ZT1221200050000 | TANQUE DE AGUA AUXILIAR           | 1     |
|      |                      |  |   | 2  | ZT1251100061093 | BULON M6X22                       | 2     |
|      |                      |  |   | 3  | ZT1241200051000 | TUBO TANQUE AGUA AUXILIAR         | 1     |
|      |                      |  |   | 4  | ZT1244200069000 | TUBO DRENAJE TANQUE AGUA AUXILIAR | 1     |
|      |                      |  |   | 5  | ZT1274200088000 | ABRAZADERA CLIP 10.5              | 2     |
|      |                      |  |   | 6  |                 |                                   |       |
|      |                      |  |   | 7  |                 |                                   |       |
|      |                      |  |   | 8  |                 |                                   |       |
|      |                      |  |   | 9  |                 |                                   |       |
|      |                      |  |   | 1  |                 |                                   |       |
|      |                      |  |   | 2  |                 |                                   |       |
|      |                      |  |   | 3  |                 |                                   |       |
|      |                      |  |   | 4  |                 |                                   |       |
|      |                      |  |   | 5  |                 |                                   |       |
|      |                      |  |   | 6  |                 |                                   |       |
|      |                      |  |   | 7  |                 |                                   |       |
|      |                      |  |   | 8  |                 |                                   |       |
|      |                      |  |   | 9  |                 |                                   |       |





































CATÁLOGO DE PIEZAS DE REPUESTO  
**ZONTES | U1 - 155**

# MOTOR


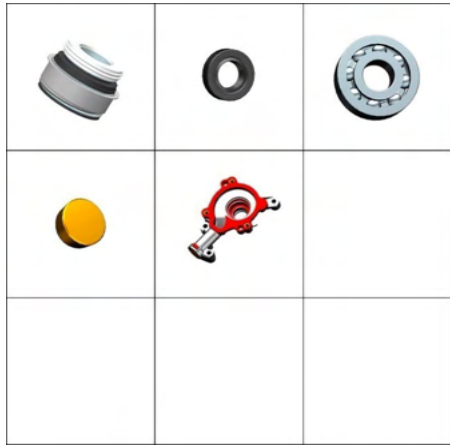
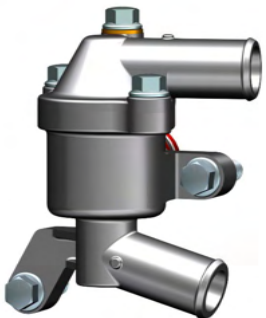
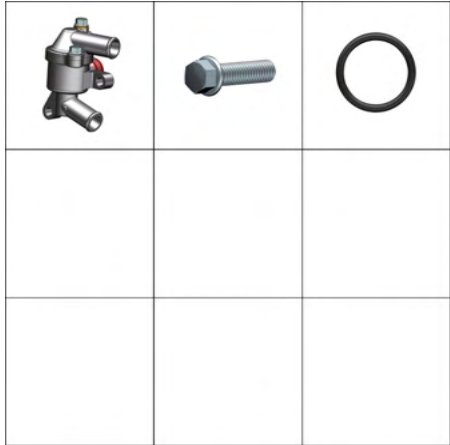








| FIG. | NOMBRE           | IMAGEN CONJUNTO  | IMAGEN DE PARTES  | Nº | CÓDIGO          | DESCRIPCIÓN            | CANT. |
|------|------------------|--|---|----|-----------------|------------------------|-------|
| 1    | BOMBA DE AGUA    |   |   | 1  |                 |                        | 1     |
|      |                  |  |   | 2  |                 |                        | 1     |
|      |                  |  |   | 3  | ZT4050656002000 | BOMBA DE AGUA          | 1     |
|      |                  |  |   | 4  |                 |                        | 1     |
|      |                  |  |   | 5  |                 |                        |       |
|      |                  |  |   | 6  |                 |                        |       |
|      |                  |  |   | 7  |                 |                        |       |
|      |                  |  |   | 8  |                 |                        |       |
|      |                  |  |   | 9  |                 |                        |       |
| 2    | TAPA DE VALVÚLAS |  |  | 1  | ZT1251401001000 | BUJE POSICIONADOR 8X14 | 2     |
|      |                  |  |   | 2  | ZT1250101076093 | BULON M8X45            | 4     |
|      |                  |  |   | 3  | ZT1251300096000 | TUERCA M6              | 4     |
|      |                  |  |   | 4  | ZT1051656001000 | JUNTA TAPA DE VÁLVULAS | 1     |
|      |                  |  |   | 5  | ZT1051456008000 | O-RING 36X1.9 EPDM     | 2     |
|      |                  |  |   | 6  | ZT4050756008000 | TAPA DE VÁLVULAS (KIT) | 1     |
|      |                  |  |   | 7  | ZT1051156002000 | TAPA INPECCIÓN VÁLVULA | 2     |
|      |                  |  |   | 8  | ZT1250101058093 | BULON M8X25            | 1     |
|      |                  |  |   | 9  |                 |                        |       |





| FIG. | NOMBRE           | IMAGEN CONJUNTO  | IMAGEN DE PARTES  | Nº | CÓDIGO          | DESCRIPCIÓN               | CANT. |
|------|------------------|--|---|----|-----------------|---------------------------|-------|
| 3    | TAPA DE VALVÚLAS |   |   | 1  | ZT1051754002000 | PERNO ACEITE 1.2X6X7      | 1     |
|      |                  |  |   | 2  | ZT1251111013000 | ESPARRAGO M6X23.5         | 4     |
|      |                  |  |   | 3  | ZT1251112001093 | BULON M6X16               | 1     |
|      |                  |  |   | 4  | ZT1251100067093 | BULON M6X10               | 1     |
|      |                  |  |   | 5  | ZT1251513001019 | ARANDELA 6.3X12X1.6 COBRE | 2     |
|      |                  |  |   | 6  | ZT4050756002000 | TAPA DE VÁLVULAS (SOLO)   | 1     |
|      |                  |  |   | 7  |                 |                           |       |
|      |                  |  |   | 8  |                 |                           |       |
|      |                  |  |   | 9  |                 |                           |       |
| 4    | TAPA DE CILINDRO |  |  | 1  | ZT4050656005000 | TAPA CILINDRO COMPLETO    | 1     |
|      |                  |  |   | 2  | ZT1251112007093 | BULON M6X105              | 2     |
|      |                  |  |   | 3  | ZT1251300080094 | TUERCA M8 (10°/INOX)      | 4     |
|      |                  |  |   | 4  | ZT1251500079000 | JUNTA ACERO 8.3X18.2      | 4     |
|      |                  |  |   | 5  | ZT1251401003000 | BUJE POSICIONADOR 10X14   | 2     |
|      |                  |  |   | 6  |                 |                           |       |
|      |                  |  |   | 7  |                 |                           |       |
|      |                  |  |   | 8  |                 |                           |       |
|      |                  |  |   | 9  |                 |                           |       |

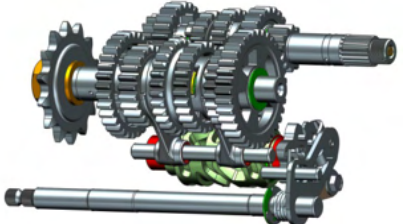

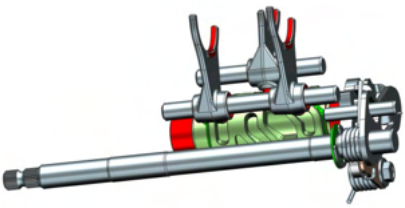
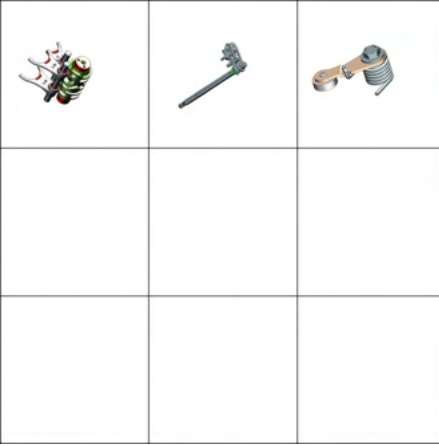
| FIG. | NOMBRE           | IMAGEN CONJUNTO   | IMAGEN DE PARTES  | Nº | CÓDIGO          | DESCRIPCIÓN                           | CANT. |
|------|------------------|---|---|----|-----------------|---------------------------------------|-------|
| 5    | TAPA DE CILINDRO | <br>  <p>旧款 Old      新款 New</p> <p>备注：购买ZT1P58MJ进排气摇臂的用户，请检查零件状态（如图所示），旧状态用户则必须成对购买1050168-033000 ZT1P58MJ进排气摇臂分组件—B和1050168-034000 ZT1P58MJ排气摇臂分组件—B更换，新款用户可自行下单购买。</p> |          | 1  | ZT4050656004000 | TAPA CILINDRO (SOLO)                  | 1     |
|      |                  |   |          | 2  | ZT1250601128000 | RODAMIENTO 6001/P5C3 GB276            | 1     |
|      |                  |   |          | 3  | ZT1050168033000 | BALANCIN ADMISIÓN                     | 1     |
|      |                  |   |          | 4  | ZT1050168034000 | BALANCIN ESCAPE                       | 1     |
|      |                  |   |          | 5  | ZT1050168007000 | EJE DE BALANCIN                       | 2     |
|      |                  |   |       | 6  | ZT1051368003000 | PLACA FIJACIÓN BALANCIN               | 1     |
|      |                  |   |    | 7  | ZT1251111011000 | ESPARRAGO M8X38                       | 2     |
|      |                  |   |    | 8  | ZT1251100067093 | BULON M6X10                           | 2     |
|      |                  |   |    | 9  | ZT1051754002000 | PERNO ACEITE 1.2X6X7                  | 1     |
|      |                  |   |    | 10 | ZT1251201001094 | BULON M5X15                           | 2     |
|      |                  |   |    | 11 | ZT1251513001019 | ARANDELA 6.3X12X1.6 COBRE             | 1     |
|      |                  |   |    | 12 | ZT1051553001000 | RETÉN VAVULA 5.0                      | 4     |
|      |                  |   |    | 13 | ZT1051454009000 | O-RING 9X2                            | 1     |
|      |                  |   |    | 14 | ZT1050954003000 | SENSOR ACEITE Y AGUA + O-RING         | 1     |
|      |                  |   |    | 15 | ZT1050968009000 | BUJÍA                                 | 1     |
|      |                  |   |    | 16 | ZT1050168011000 | VÁLVULA ADMISIÓN                      | 2     |
|      |                  |   |    | 17 | ZT1050168012000 | VÁLVULA ESCAPE                        | 2     |
|      |                  |   |    | 18 | ZT1050168015000 | PLATO SUP. RESORT VÁLVULAS            | 4     |
|      |                  |   |    | 19 | ZT1050168016000 | SEGURO DE VÁLVULAS                    | 8     |
|      |                  |   |    | 20 | ZT1050168018000 | BASE INF. RESORTE VÁLVULA             | 4     |
|      |                  |   |    | 21 | ZT1051356015000 | ASIENTO RESORTE VÁLVULA 13.2X20.8X0.5 |       |
|      |                  |   |    | 22 | ZT1050168014000 | RESORTE DE VÁLVULAS                   | 4     |
|      |                  |   |    | 23 | ZT1051468001000 | O-RING 8.8X1.9                        | 1     |
|      |                  |   |    | 24 | ZT1050168023000 | ARBOL DE LEVAS                        | 1     |

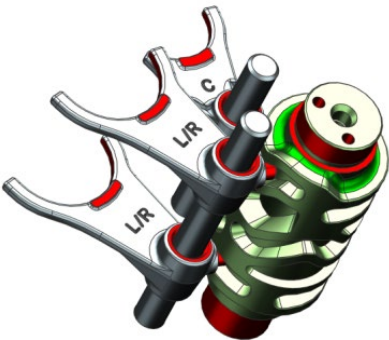



| FIG. | NOMBRE                    | IMAGEN CONJUNTO            | IMAGEN DE PARTES   | Nº | CÓDIGO          | DESCRIPCIÓN               | CANT. |  |  |  |  |  |  |  |  |  |  |  |    |                 |                        |   |
|------|---------------------------|----------------------------|--|----|-----------------|---------------------------|-------|--|--|--|--|--|--|--|--|--|--|--|----|-----------------|------------------------|---|
| 6    | TAPA DE CILINDRO COMPLETA |                            |  | 1  | ZT4050656010000 | TAPA CILINDRO C/VÁLVULAS  |       |  |  |  |  |  |  |  |  |  |  |  |    |                 |                        |   |
|      |                           |                            |  | 2  |                 |                           |       |  |  |  |  |  |  |  |  |  |  |  |    |                 |                        |   |
|      |                           |                            |  | 3  |                 |                           |       |  |  |  |  |  |  |  |  |  |  |  |    |                 |                        |   |
|      |                           |                            |  | 4  |                 |                           |       |  |  |  |  |  |  |  |  |  |  |  |    |                 |                        |   |
|      |                           |                            |  | 5  |                 |                           |       |  |  |  |  |  |  |  |  |  |  |  |    |                 |                        |   |
|      |                           |                            |  | 6  |                 |                           |       |  |  |  |  |  |  |  |  |  |  |  |    |                 |                        |   |
|      |                           |                            |  | 7  |                 |                           |       |  |  |  |  |  |  |  |  |  |  |  |    |                 |                        |   |
|      |                           |                            |  | 8  |                 |                           |       |  |  |  |  |  |  |  |  |  |  |  |    |                 |                        |   |
|      |                           |                            |  | 9  |                 |                           |       |  |  |  |  |  |  |  |  |  |  |  |    |                 |                        |   |
| 7    | BOMBA DE AGUA             |                            | <table border="1"> <tr> <td></td> <td></td> <td></td> </tr> <tr> <td></td> <td></td> <td></td> </tr> <tr> <td></td> <td></td> <td></td> </tr> <tr> <td></td> <td></td> <td></td> </tr> <tr> <td></td> <td></td> <td></td> </tr> </table> |    |                 |                           |       |  |  |  |  |  |  |  |  |  |  |  | 10 | ZT1251401001000 | BUJE POSICIONADOR 8X14 | 4 |
|      |                           |                            |  |    |                 |                           |       |  |  |  |  |  |  |  |  |  |  |  |    |                 |                        |   |
|      |                           |                            |  |    |                 |                           |       |  |  |  |  |  |  |  |  |  |  |  |    |                 |                        |   |
|      |                           |                            |  |    |                 |                           |       |  |  |  |  |  |  |  |  |  |  |  |    |                 |                        |   |
|      |                           |                            |  |    |                 |                           |       |  |  |  |  |  |  |  |  |  |  |  |    |                 |                        |   |
|      |                           |                            |  |    |                 |                           |       |  |  |  |  |  |  |  |  |  |  |  |    |                 |                        |   |
|      |                           |                            |  | 11 | ZT1051468011000 | O-RING 18.2X2.4 EPDM      | 1     |  |  |  |  |  |  |  |  |  |  |  |    |                 |                        |   |
|      |                           |                            |  | 12 | ZT1251112002093 | BULON M6X30               | 3     |  |  |  |  |  |  |  |  |  |  |  |    |                 |                        |   |
|      |                           |                            |  | 13 | ZT1251100061093 | BULON M6X22               | 4     |  |  |  |  |  |  |  |  |  |  |  |    |                 |                        |   |
|      |                           |                            |  | 14 | ZT1251513001019 | ARANDELA 6.3X12X1.6 COBRE | 2     |  |  |  |  |  |  |  |  |  |  |  |    |                 |                        |   |
|      |                           |                            |  | 15 | ZT1251100067093 | BULON M6X10               | 1     |  |  |  |  |  |  |  |  |  |  |  |    |                 |                        |   |
|      |                           |                            |  | 16 | ZT1051468013000 | JUNTA TAPA BOMBA AGUA     | 1     |  |  |  |  |  |  |  |  |  |  |  |    |                 |                        |   |
|      |                           |                            |  | 17 | ZT4050968001000 | TAPA BOMBA AGUA           | 1     |  |  |  |  |  |  |  |  |  |  |  |    |                 |                        |   |
|      |                           |                            |  | 18 | ZT4050956004000 | KIT CUERPO BOMBA AGUA     | 1     |  |  |  |  |  |  |  |  |  |  |  |    |                 |                        |   |
|      |                           |                            |  | 19 | ZT1051656002000 | GUARNICIÓN BOMBA AGUA     | 1     |  |  |  |  |  |  |  |  |  |  |  |    |                 |                        |   |
| 20   | ZT1051968009000           | EJE BOMBA AGUA             | 1  |    |                 |                           |       |  |  |  |  |  |  |  |  |  |  |  |    |                 |                        |   |
| 21   | ZT1051968010000           | TURBINA BOMBA AGUA         | 1  |    |                 |                           |       |  |  |  |  |  |  |  |  |  |  |  |    |                 |                        |   |
| 22   | ZT1051956002000           | ALIVIO DE BOMBA AGUA       | 1  |    |                 |                           |       |  |  |  |  |  |  |  |  |  |  |  |    |                 |                        |   |
| 23   | ZT1250505015000           | SEGUER 10                  | 1  |    |                 |                           |       |  |  |  |  |  |  |  |  |  |  |  |    |                 |                        |   |
| 24   | ZT1051956003000           | MANGUERA ALIVIO BOMBA AGUA | 1  |    |                 |                           |       |  |  |  |  |  |  |  |  |  |  |  |    |                 |                        |   |

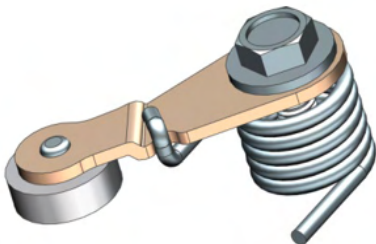
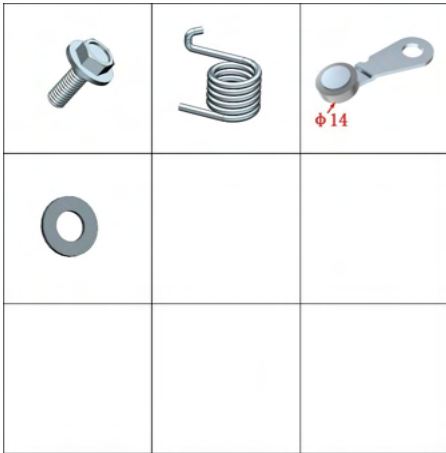

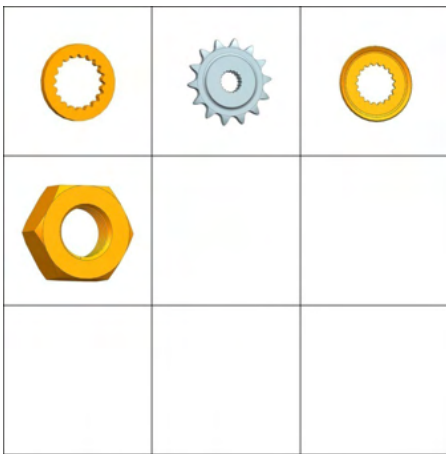
| FIG. | NOMBRE              | IMAGEN CONJUNTO  | IMAGEN DE PARTES  | Nº | CÓDIGO          | DESCRIPCIÓN             | CANT. |
|------|---------------------|--|---|----|-----------------|-------------------------|-------|
| 8    | Bomba de Agua       |   |   | 1  | ZT1051954006000 | RETEN DE AGUA           | 1     |
|      |                     |  |   | 2  | ZT1051568003000 | RETEN 12X20X5           | 1     |
|      |                     |  |   | 3  | ZT1250601087000 | RODAMIENTO GB-6000/P5C3 | 1     |
|      |                     |  |   | 4  | ZT1050868006000 | BLOCK AGUA 16.5X7.5     | 1     |
|      |                     |  |   | 5  | ZT1040956002000 | CUERPO BOMBA AGUA       | 1     |
|      |                     |  |   | 6  |                 |                         |       |
|      |                     |  |   | 7  |                 |                         |       |
|      |                     |  |   | 8  |                 |                         |       |
|      |                     |  |   | 9  |                 |                         |       |
| 9    | TERMOSTATO COMPLETO |  |  | 1  | ZT1051956001000 | TERMOSTATO COMPLETO     | 1     |
|      |                     |  |   | 2  | ZT1251100061093 | BULON M6X22             | 2     |
|      |                     |  |   | 3  | ZT1051468010000 | O'RING 16.5X1.95        | 1     |
|      |                     |  |   | 4  |                 |                         |       |
|      |                     |  |   | 5  |                 |                         |       |
|      |                     |  |   | 6  |                 |                         |       |
|      |                     |  |   | 7  |                 |                         |       |
|      |                     |  |   | 8  |                 |                         |       |
|      |                     |  |   | 9  |                 |                         |       |

| FIG. | NOMBRE            | IMAGEN CONJUNTO  | IMAGEN DE PARTES  | Nº | CÓDIGO          | DESCRIPCIÓN             | CANT. |
|------|-------------------|--|---|----|-----------------|-------------------------|-------|
| 10   | CILINDRO COMPLETO |   |    | 1  |                 |                         | 1     |
|      |                   |  |   | 2  |                 |                         |       |
|      |                   |  |   | 3  |                 |                         |       |
|      |                   |  |   | 4  |                 |                         |       |
|      |                   |  |   | 5  |                 |                         |       |
|      |                   |  |   | 6  |                 |                         |       |
|      |                   |  |   | 7  |                 |                         |       |
|      |                   |  |   | 8  |                 |                         |       |
|      |                   |  |   | 9  |                 |                         |       |
| 11   | CILINDRO COMPLETO |  |    | 1  | ZT4050556011000 | CILINDRO (S/PISTON)     | 1     |
|      |                   |  |   | 2  | ZT1051668002000 | JUNTA TAPA CILINDRO     | 1     |
|      |                   |  |   | 3  | ZT1050456004000 | PISTON COMPLETO         | 1     |
|      |                   |  |   | 4  | ZT1251401003000 | BUJE POSICIONADOR 10X14 | 2     |
|      |                   |  |   | 5  | ZT1051668003000 | JUNTA CILINDRO-CARTER   | 1     |
|      |                   |  |   | 6  |                 |                         |       |
|      |                   |  |   | 7  |                 |                         |       |
|      |                   |  |   | 8  |                 |                         |       |
|      |                   |  |   | 9  |                 |                         |       |




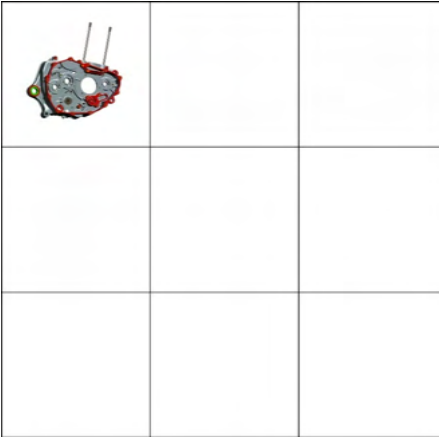
| FIG. | NOMBRE   | IMAGEN CONJUNTO  | IMAGEN DE PARTES  | Nº | CÓDIGO          | DESCRIPCIÓN               | CANT. |
|------|----------|--|---|----|-----------------|---------------------------|-------|
| 12   | CILINDRO |   |   | 1  | ZT4050556004000 | CILINDRO (SOLO)           | 1     |
|      |          |  |   | 2  | ZT1251513001019 | ARANDELA 6.3X12X1.6 COBRE | 1     |
|      |          |  |   | 3  | ZT1251100067093 | BULON M6X10               | 1     |
|      |          |  |   | 4  |                 |                           |       |
|      |          |  |   | 5  |                 |                           |       |
|      |          |  |   | 6  |                 |                           |       |
|      |          |  |   | 7  |                 |                           |       |
|      |          |  |   | 8  |                 |                           |       |
|      |          |  |   | 9  |                 |                           |       |
| 13   | PISTON   |  |  | 1  | ZT1050468005000 | ARO 1°                    | 1     |
|      |          |  |   | 2  | ZT1050468006000 | ARO 2°                    | 1     |
|      |          |  |   | 3  | ZT1050468007000 | ARO RASCA ACEITE          | 1     |
|      |          |  |   | 4  | ZT1050456001000 | PISTON                    | 1     |
|      |          |  |   | 5  | ZT1050468002000 | PERNO PISTON              | 1     |
|      |          |  |   | 6  | ZT1050468001000 | SEGURO PERNO PISTON       | 2     |
|      |          |  |   | 7  |                 |                           |       |
|      |          |  |   | 8  |                 |                           |       |
|      |          |  |   | 9  |                 |                           |       |

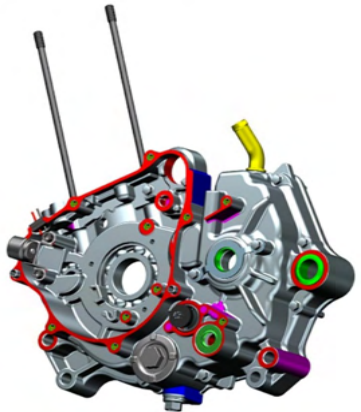
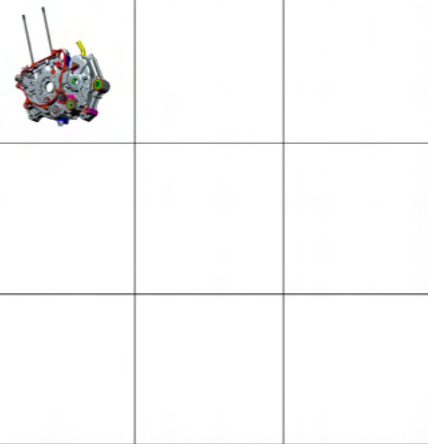
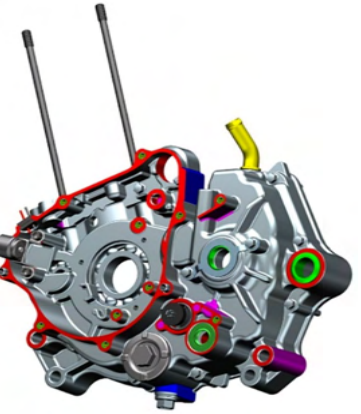

| FIG. | NOMBRE          | IMAGEN CONJUNTO  | IMAGEN DE PARTES  | Nº | CÓDIGO          | DESCRIPCIÓN               | CANT. |
|------|-----------------|--|---|----|-----------------|---------------------------|-------|
| 14   | CAJA DE CAMBIOS |   |   | 1  | ZT1050656012000 | KIT SELECTORA COMPLETA    | 1     |
|      |                 |  |   | 2  | ZT1050256003000 | ARBOL PRIMARIO COMPLETO   | 1     |
|      |                 |  |   | 3  | ZT1050256004000 | ARBOL SECUNDARIO COMPLETO | 1     |
|      |                 |  |   | 4  | ZT1050356016000 | PIÑON Z14 (KIT)           | 1     |
|      |                 |  |   | 5  |                 |                           |       |
|      |                 |  |   | 6  |                 |                           |       |
|      |                 |  |   | 7  |                 |                           |       |
|      |                 |  |   | 8  |                 |                           |       |
|      |                 |  |   | 9  |                 |                           |       |
| 15   | SELECTORA       |  |  | 1  |                 |                           | 1     |
|      |                 |  |   | 2  |                 |                           | 1     |
|      |                 |  |   | 3  |                 |                           | 1     |
|      |                 |  |   | 4  |                 |                           |       |
|      |                 |  |   | 5  |                 |                           |       |
|      |                 |  |   | 6  |                 |                           |       |
|      |                 |  |   | 7  |                 |                           |       |
|      |                 |  |   | 8  |                 |                           |       |
|      |                 |  |   | 9  |                 |                           |       |

| FIG. | NOMBRE              | IMAGEN CONJUNTO  | IMAGEN DE PARTES  | Nº | CÓDIGO          | DESCRIPCIÓN                        | CANT. |
|------|---------------------|--|---|----|-----------------|------------------------------------|-------|
| 16   | SELECTORA           |   |   | 1  | ZT1050656011000 | EJE HORQUILLAS L/R                 | 1     |
|      |                     |  |   | 2  | ZT1050656002000 | HORQUILLA L/R                      | 2     |
|      |                     |  |   | 3  | ZT1050651006000 | HORQUILLA C                        | 1     |
|      |                     |  |   | 4  | ZT1050656001000 | EJE HORQUILLA C                    | 1     |
|      |                     |  |   | 5  |                 |                                    | 1     |
|      |                     |  |   | 6  |                 |                                    |       |
|      |                     |  |   | 7  |                 |                                    |       |
|      |                     |  |   | 8  |                 |                                    |       |
|      |                     |  |   | 9  |                 |                                    |       |
| 17   | EJE PALANCA CAMBIOS |  |  | 1  | ZT1050656004000 | EJE PALANCA CAMBIOS                | 1     |
|      |                     |  |   | 2  | ZT1050656005000 | EJE RESORTE RETORNO PALANCA CAMBIO | 1     |
|      |                     |  |   | 3  | ZT1251512009000 | ARANDELA 15.2X25X1                 | 1     |
|      |                     |  |   | 4  | ZT1050651003000 | PLACA SELECTORA                    | 1     |
|      |                     |  |   | 5  | ZT1251112002093 | BULON M6X30                        | 1     |
|      |                     |  |   | 6  | ZT1250404004000 | PERNO 4X10                         | 2     |
|      |                     |  |   | 7  |                 |                                    |       |
|      |                     |  |   | 8  |                 |                                    |       |
|      |                     |  |   | 9  |                 |                                    |       |





| FIG. | NOMBRE             | IMAGEN CONJUNTO  | IMAGEN DE PARTES  | Nº | CÓDIGO          | DESCRIPCIÓN                    | CANT. |
|------|--------------------|--|---|----|-----------------|--------------------------------|-------|
| 18   | LEVA SELECTORA     |   |   | 1  | ZT1251100068093 | BULON M6X14 - 9X2.6            | 1     |
|      |                    |  |   | 2  | ZT1260100246000 | RESORTE RETORNO LEVA SELECTORA | 1     |
|      |                    |  |   | 3  | ZT1050656014000 | LEVA SELECTORA                 | 1     |
|      |                    |  |   | 4  | ZT1251500091000 | ARANDELA 6.3X12X1              | 1     |
|      |                    |  |   | 5  |                 |                                |       |
|      |                    |  |   | 6  |                 |                                |       |
|      |                    |  |   | 7  |                 |                                |       |
|      |                    |  |   | 8  |                 |                                |       |
|      |                    |  |   | 9  |                 |                                |       |
| 19   | CACHA TANQUE NEGRO |  |  | 1  | ZT1251500089000 | ARANDELA ESTRELLA PIÑON        | 1     |
|      |                    |  |   | 2  | ZT1050356002000 | PIÑON Z14                      | 1     |
|      |                    |  |   | 3  | ZT1251500088000 | ARANDELA SEGURO PIÑON          | 1     |
|      |                    |  |   | 4  | ZT1251300033094 | TUERCA PIÑON M16X1.5           | 1     |
|      |                    |  |   | 5  |                 |                                |       |
|      |                    |  |   | 6  |                 |                                |       |
|      |                    |  |   | 7  |                 |                                |       |
|      |                    |  |   | 8  |                 |                                |       |
|      |                    |  |   | 9  |                 |                                |       |





| FIG. | NOMBRE             | IMAGEN CONJUNTO | IMAGEN DE PARTES | Nº | CÓDIGO          | DESCRIPCIÓN                           | CANT. |
|------|--------------------|-----------------|------------------|----|-----------------|---------------------------------------|-------|
| 20   | SEMICARTER DERECHO |                 |                  | 1  |                 |                                       |       |
|      |                    |                 |                  | 2  |                 |                                       |       |
|      |                    |                 |                  | 3  |                 |                                       |       |
|      |                    |                 |                  | 4  |                 |                                       |       |
|      |                    |                 |                  | 5  |                 |                                       |       |
|      |                    |                 |                  | 6  |                 |                                       |       |
|      |                    |                 |                  | 7  |                 |                                       |       |
|      |                    |                 |                  | 8  |                 |                                       |       |
|      |                    |                 |                  | 9  |                 |                                       |       |
| 21   | SEMICARTER DERECHO |                 |                  | 1  | ZT4050256000    | SEMICARTER DERECHO (PERNO ACEITE)     | 1     |
|      |                    |                 |                  | 2  | ZT1051656003000 | JUNTA CARTER                          | 1     |
|      |                    |                 |                  | 3  | ZT1251112004093 | BULON M6X60                           | 4     |
|      |                    |                 |                  | 4  | ZT1251112001093 | BULON M6X16                           | 3     |
|      |                    |                 |                  | 5  | ZT1051356006000 | PLACA PRESIÓN RODAMIENTO              | 1     |
|      |                    |                 |                  | 6  | ZT1051356013000 | SEGURO RODAMIENTO EJE BALACEADOR DER. | 1     |
|      |                    |                 |                  | 7  | ZT1251401001000 | BUJE POSICIONADOR 8X14                | 2     |
|      |                    |                 |                  | 8  |                 |                                       |       |
|      |                    |                 |                  | 9  |                 |                                       |       |



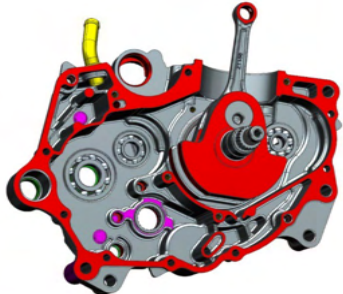
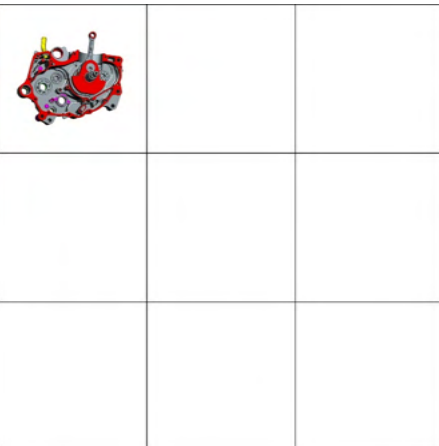
| FIG. | NOMBRE             | IMAGEN CONJUNTO  | IMAGEN DE PARTES  | Nº | CÓDIGO          | DESCRIPCIÓN                         | CANT. |
|------|--------------------|--|---|----|-----------------|-------------------------------------|-------|
| 22   | SEMICARTER DERECHO |   |   | 1  |                 |                                     | 1     |
|      |                    |  |   | 2  | ZT1250601043000 | RODAMIENTO 6204/P6                  | 1     |
|      |                    |  |   | 3  | ZT1250601039000 | RODAMIENTO 6203/P6                  | 1     |
|      |                    |  |   | 4  | ZT1250601098000 | RODAMIENTO 6202RS/P5                | 1     |
|      |                    |  |   | 5  | ZT1051754001000 | PERNO 1X5,5X6                       | 1     |
|      |                    |  |   | 6  | ZT1051353014000 | BUJE TRASERO CARTER DERECHO         | 1     |
|      |                    |  |   | 7  | #N/D            | #N/D                                | 1     |
|      |                    |  |   | 8  | ZT1251111008000 | ESPARRAGO M8X1.25.166               | 2     |
|      |                    |  |   | 9  |                 |                                     |       |
| 23   | SEMICARTER DERECHO |  |  | 1  | ZT4050256011000 | SEMICARTER DERECHO (PERNO ACEITE)V2 | 1     |
|      |                    |  |   | 2  |                 |                                     |       |
|      |                    |  |   | 3  |                 |                                     |       |
|      |                    |  |   | 4  |                 |                                     |       |
|      |                    |  |   | 5  |                 |                                     |       |
|      |                    |  |   | 6  |                 |                                     |       |
|      |                    |  |   | 7  |                 |                                     |       |
|      |                    |  |   | 8  |                 |                                     |       |
|      |                    |  |   | 9  |                 |                                     |       |

| FIG. | NOMBRE               | IMAGEN CONJUNTO  | IMAGEN DE PARTES  | Nº | CÓDIGO          | DESCRIPCIÓN                           | CANT. |
|------|----------------------|--|---|----|-----------------|---------------------------------------|-------|
| 24   | SEMICARTER IZQUIERDO |   |   | 1  |                 |                                       | 1     |
|      |                      |  |   | 2  |                 |                                       |       |
|      |                      |  |   | 3  |                 |                                       |       |
|      |                      |  |   | 4  |                 |                                       |       |
|      |                      |  |   | 5  |                 |                                       |       |
|      |                      |  |   | 6  |                 |                                       |       |
|      |                      |  |   | 7  |                 |                                       |       |
|      |                      |  |   | 8  |                 |                                       |       |
|      |                      |  |   | 9  |                 |                                       |       |
| 25   | SEMICARTER IZQUIERDO |  |  | 1  |                 |                                       | 1     |
|      |                      |  |   | 2  |                 |                                       | 1     |
|      |                      |  |   | 3  | ZT4050156003000 | SEMICARTE IZQUIERDO (EJE BALANCEADOR) | 1     |
|      |                      |  |   | 4  | ZT1251112002093 | BULON M6X30                           | 2     |
|      |                      |  |   | 5  | ZT1251112003093 | BULON M6X45                           | 7     |
|      |                      |  |   | 6  | ZT1251112005093 | BULON M6X75                           | 1     |
|      |                      |  |   | 7  | ZT1251401001000 | BUJE POSICIONADOR 8X14                | 4     |
|      |                      |  |   | 8  |                 |                                       | 1     |
|      |                      |  |   | 9  |                 |                                       |       |


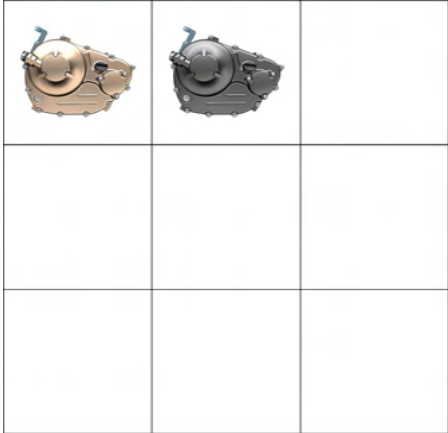
| FIG. | NOMBRE               | IMAGEN CONJUNTO | IMAGEN DE PARTES | Nº | CÓDIGO          | DESCRIPCIÓN                               | CANT. |
|------|----------------------|-----------------|------------------|----|-----------------|---|-------|
| 26   | SEMICARTER IZQUIERDO |                 |                  | 1  |                 |   | 1     |
|      |                      |                 |                  | 2  | ZT1250601036000 | RODAMIENTO 6202RS/P6 (NITRURACIÓN)        | 1     |
|      |                      |                 |                  | 3  | ZT1250601097000 | RODAMIENTO 62/22RS/P6                     | 1     |
|      |                      |                 |                  | 4  | ZT1250601060000 | RODAMIENTO 6207/P53                       | 1     |
|      |                      |                 |                  | 5  | ZT1250602020000 | RODAMIENTO AGUJA HK22910                  | 1     |
|      |                      |                 |                  | 6  | ZT1251601001000 | RODAMIENTO 63/13/P5 (6301/13 NITRURACIÓN) | 1     |
|      |                      |                 |                  | 7  | ZT1250601098000 | RODAMIENTO 6202RS/P5                      |       |
|      |                      |                 |                  | 8  | ZT1051353014000 | BUJE TRASERO CARTER DERECHO               | 1     |
|      |                      |                 |                  | 9  | ZT1050853020000 | BUJE ACEITE 8X7.5                         | 1     |
|      |                      |                 |                  | 10 | ZT1051556003000 | RETEN 22X35X6 EN NITRILLO HIDROGENADO     | 1     |
|      |                      |                 |                  | 11 | ZT1051553005000 | RETÉN 14X28X7                             | 1     |
|      |                      |                 |                  | 12 | ZT1051353008000 | TUBO AIRE                                 | 1     |
|      |                      |                 |                  | 13 | ZT1251111007000 | ESPARRAGO M8X1,25X208                     | 2     |
|      |                      |                 |                  | 14 |                 |   |       |
|      |                      |                 |                  | 15 |                 |   |       |
|      |                      |                 |                  | 16 |                 |   |       |
|      |                      |                 |                  | 17 |                 |   |       |
|      |                      |                 |                  | 18 |                 |   |       |

| FIG. | NOMBRE                   | IMAGEN CONJUNTO  | IMAGEN DE PARTES  | Nº | CÓDIGO          | DESCRIPCIÓN                      | CANT. |
|------|--------------------------|--|---|----|-----------------|----------------------------------|-------|
| 27   | SENSOR POSICIÓN CIGÜEÑAL |   |   | 1  | ZT1050956001000 | SENSOR POSICIÓN CIGÜEÑAL         | 1     |
|      |                          |  |   | 2  | ZT1251201001094 | BULON M5X15                      | 2     |
|      |                          |  |   | 3  |                 |                                  |       |
|      |                          |  |   | 4  |                 |                                  |       |
|      |                          |  |   | 5  |                 |                                  |       |
|      |                          |  |   | 6  |                 |                                  |       |
|      |                          |  |   | 7  |                 |                                  |       |
|      |                          |  |   | 8  |                 |                                  |       |
|      |                          |  |   | 9  |                 |                                  |       |
| 28   | MODULO DISPLAY ENGRANAJE |  |  | 1  | ZT1050656010000 | MODULO DISPLAY ENGRANAJE         | 1     |
|      |                          |  |   | 2  | ZT1051454011000 | O-RING 22.5X2.5                  | 1     |
|      |                          |  |   | 3  | ZT1050654007000 | PERNO RESORTE DE PLACA SELECTORA | 1     |
|      |                          |  |   | 4  | ZT1250201034093 | BULON M5X16                      | 2     |
|      |                          |  |   | 5  |                 |                                  |       |
|      |                          |  |   | 6  |                 |                                  |       |
|      |                          |  |   | 7  |                 |                                  |       |
|      |                          |  |   | 8  |                 |                                  |       |
|      |                          |  |   | 9  |                 |                                  |       |





| FIG. | NOMBRE                | IMAGEN CONJUNTO   | IMAGEN DE PARTES   | Nº | CÓDIGO          | DESCRIPCIÓN                     | CANT. |
|------|-----------------------|---|--|----|-----------------|---------------------------------|-------|
| 29   | TAPON DE ACEITE       |    |  | 1  | ZT1251100066093 | TAPÓN DRENAJE ACEITE M12X1.5X15 | 1     |
|      |                       |   |  | 2  | ZT1244100033000 | JUNTA 12X20X2                   | 1     |
|      |                       |   |  | 3  |                 |                                 |       |
|      |                       |   |  | 4  |                 |                                 |       |
|      |                       |   |  | 5  |                 |                                 |       |
|      |                       |   |  | 6  |                 |                                 |       |
|      |                       |   |  | 7  |                 |                                 |       |
|      |                       |   |  | 8  |                 |                                 |       |
|      |                       |   |  | 9  |                 |                                 |       |
| 30   | SEGURO RETEN DE PIÑÓN |  |  | 1  | ZT1051356005000 | SEGURO RETEN PIÑÓN              | 1     |
|      |                       |   |  | 2  | ZT1251100119093 | BULON M6X12                     | 2     |
|      |                       |   |  | 3  |                 |                                 |       |
|      |                       |   |  | 4  |                 |                                 |       |
|      |                       |   |  | 5  |                 |                                 |       |
|      |                       |   |  | 6  |                 |                                 |       |
|      |                       |   |  | 7  |                 |                                 |       |
|      |                       |   |  | 8  |                 |                                 |       |
|      |                       |   |  | 9  |                 |                                 |       |


















| FIG. | NOMBRE                            | IMAGEN CONJUNTO  | IMAGEN DE PARTES  | Nº | CÓDIGO          | DESCRIPCIÓN                          | CANT. |
|------|-----------------------------------|--|---|----|-----------------|--------------------------------------|-------|
| 31   | CIGÜEÑAL COMPLETO                 |   |   | 1  | ZT1050469001000 | CIGÜEÑAL COMPLETO                    | 1     |
|      |                                   |  |   | 2  | ZT1251802003000 | CHAVETA 4X4.6X25X14                  | 1     |
|      |                                   |  |   | 3  | ZT1251802004000 | CHAVETA 5X5.5X26X9                   | 1     |
|      |                                   |  |   | 4  | ZT1050356013000 | ENGRANAJE DE BALANCEADOR             | 1     |
|      |                                   |  |   | 5  | ZT1050356014000 | ENGRANAJE PRIMARIO                   | 1     |
|      |                                   |  |   | 6  | ZT1251514002000 | ARANDELA ANTIVIBRACIÓN 10.3X28X2.4X2 | 1     |
|      |                                   |  |   | 7  | ZT1251311001094 | TUERCA M16X1                         | 1     |
|      |                                   |  |   | 8  | ZT1250601060000 | RODAMIENTO 6207/P53                  | 1     |
|      |                                   |  |   | 9  |                 |                                      |       |
| 32   | SEMICARTER IZQUIERDO CON CIGÜEÑAL |  |  | 1  | ZT4050156009000 | SEMICARTE IZQUIERDO C/CIGÜEÑAL       | 1     |
|      |                                   |  |   | 2  |                 |                                      |       |
|      |                                   |  |   | 3  |                 |                                      |       |
|      |                                   |  |   | 4  |                 |                                      |       |
|      |                                   |  |   | 5  |                 |                                      |       |
|      |                                   |  |   | 6  |                 |                                      |       |
|      |                                   |  |   | 7  |                 |                                      |       |
|      |                                   |  |   | 8  |                 |                                      |       |
|      |                                   |  |   | 9  |                 |                                      |       |

| FIG. | NOMBRE                           | IMAGEN CONJUNTO  | IMAGEN DE PARTES  | Nº | CÓDIGO          | DESCRIPCIÓN                            | CANT. |
|------|----------------------------------|--|---|----|-----------------|--|-------|
| 33   | TAPA CAJA COMPONENTES ELECTRICOS |   |   | 1  | ZT1050551002000 | BALANCEADOR OLD                        | 1     |
|      |                                  |  |   | 2  | ZT1050556005000 | BALANCEADOR V2                         |       |
|      |                                  |  |   | 3  | ZT1050556004000 | ENGRANAJE CONTRAPESO BALANCEADOR       | 1     |
|      |                                  |  |   | 4  | ZT1251802004000 | CHAVETA 5X5.5X26X9                     | 1     |
|      |                                  |  |   | 5  | ZT1050556001000 | TAPA EJE BALANCEADOR                   | 1     |
|      |                                  |  |   | 6  | ZT1251514001000 | ARANDELA ANTIVIBRACIÓN 14.2X27X2.1X1.5 | 1     |
|      |                                  |  |   | 7  | ZT1251311004094 | TUERCA M14X1                           | 1     |
|      |                                  |  |   | 8  |                 |  |       |
|      |                                  |  |   | 9  |                 |  |       |
| 34   | TAPA INFERIOR DE COLIN           |  |  | 1  | ZT4050968003000 | TAPON FILTRO ACEITE MALLA              | 1     |
|      |                                  |  |   | 2  | ZT1051468003000 | O-RING 34.5X3.5 ADHESIVO ACRILATO      | 1     |
|      |                                  |  |   | 3  | ZT1050868003000 | RESORTE FILTRO ACEITE MALLA            | 1     |
|      |                                  |  |   | 4  | ZT1050868004000 | FILTRO ACEITE MALLA                    | 1     |
|      |                                  |  |   | 5  |                 |  |       |
|      |                                  |  |   | 6  |                 |  |       |
|      |                                  |  |   | 7  |                 |  |       |
|      |                                  |  |   | 8  |                 |  |       |
|      |                                  |  |   | 9  |                 |  |       |

| FIG. | NOMBRE        | IMAGEN CONJUNTO   | IMAGEN DE PARTES  | Nº | CÓDIGO | DESCRIPCIÓN | CANT. |
|------|---------------|---|---|----|--------|-------------|-------|
| 35   | TAPA EMBRAGUE |  |  | 1  |        |             | 1     |
|      |               |   |   | 2  |        |             | 1     |
|      |               |   |   | 3  |        |             |       |
|      |               |   |   | 4  |        |             |       |
|      |               |   |   | 5  |        |             |       |
|      |               |   |   | 6  |        |             |       |
|      |               |   |   | 7  |        |             |       |
|      |               |   |   | 8  |        |             |       |
|      |               |   |   | 9  |        |             |       |
|      |               |   |   |    |        |             |       |
|      |               |   |   |    |        |             |       |
|      |               |   |   |    |        |             |       |
|      |               |   |   |    |        |             |       |
|      |               |   |   |    |        |             |       |


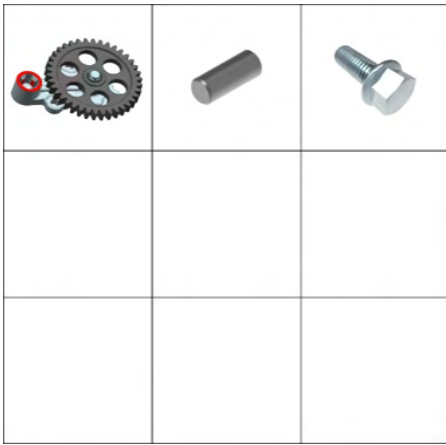


| FIG. | NOMBRE              | IMAGEN CONJUNTO | IMAGEN DE PARTES | Nº | CÓDIGO          | DESCRIPCIÓN                   | CANT. |
|------|---------------------|-----------------|------------------|----|-----------------|-------------------------------|-------|
| 36   | TAPA CARTER DERECHO |                 |                  | 1  | ZT4050456003000 | TAPA CARTER DERECHO TITANIO   | 1     |
|      |                     |                 |                  | 2  | ZT4050456007051 | TAPA CARTER DERECHO GRIS      |       |
|      |                     |                 |                  | 3  | ZT1251300054000 | TAPON CARGA ACEITE M20X1.5    | 1     |
|      |                     |                 |                  | 4  | ZT1051456003000 | O-RING 19X2.65                | 1     |
|      |                     |                 |                  | 5  | ZT1050756013000 | LEVA DE EJE COMANDO EMBRAGUE  | 1     |
|      |                     |                 |                  | 6  | ZT1050756012000 | RESORTE RETORNO LEVA EMBRAGUE | 1     |
|      |                     |                 |                  | 7  | ZT1051154003000 | SEGUER 10                     | 1     |
|      |                     |                 |                  | 8  | ZT1051656004000 | JUNTA TAPA CARTER DERECHA     | 1     |
|      |                     |                 |                  | 9  | ZT1051356009000 | SOPORTE CABLE EMBRAGUE MOTOR  | 1     |
|      |                     |                 |                  | 1  | ZT1251112003093 | BULON M6X45                   | 3     |
|      |                     |                 |                  | 2  | ZT1251112002093 | BULON M6X30                   | 9     |
|      |                     |                 |                  | 3  | ZT1050756014000 | EJE COMANDO EMBRAGUE          | 1     |
|      |                     |                 |                  | 4  | ZT1251512043000 | ARANDELA 14.2X24X0.5          | 1     |
|      |                     |                 |                  | 5  | ZT1051354013000 | SEGUER 24X1                   | 1     |
|      |                     |                 |                  | 6  | ZT1251512003000 | ARANDELA 8.2X14X0.5           | 1     |
|      |                     |                 |                  | 7  | ZT1250511002000 | SEGUER E 6X1                  | 1     |
|      |                     |                 |                  | 8  |                 |                               |       |
|      |                     |                 |                  | 9  |                 |                               |       |

| FIG. | NOMBRE                  | IMAGEN CONJUNTO  | IMAGEN DE PARTES  | Nº | CÓDIGO          | DESCRIPCIÓN                                      | CANT. |
|------|-------------------------|--|---|----|-----------------|--|-------|
| 37   | TAPA CARTER DERECHO CNC |   |   | 1  | ZT4050456016000 | TAPA CARTER DERECHO TITANIO (CNC)                | 1     |
|      |                         |  |   | 2  | ZT4050456017051 | TAPA CARTER DERECHO GRIS (CNC)                   |       |
|      |                         |  |   | 3  | ZT1251700141000 | BUJE TAPA CARTER DERECHO                         | 1     |
|      |                         |  |   | 4  | ZT1050853020000 | BUJE ACEITE 8X7.5                                | 2     |
|      |                         |  |   | 5  | ZT1250602022000 | RODAMIENTO AGUJA HK1010                          | 1     |
|      |                         |  |   | 6  | ZT1250602033000 | RODAMIENTO AGUJA HK1412                          | 1     |
|      |                         |  |   | 7  | ZT1051553002000 | RETEN DE ACEITE FB 14X22X5 (NITRILO HIDROGENADO) | 2     |
|      |                         |  |   | 8  | ZT1051551004000 | VISOR ACEITE                                     | 1     |
|      |                         |  |   | 9  | ZT1251111013000 | ESPARRAGO M6X26.5                                | 3     |
| 38   | TAPA CARTER IZQUIERDO   |  |  | 1  | ZT1250700012000 | SEGUER 26  | 1     |
|      |                         |  |   | 2  |                 |  | 1     |
|      |                         |  |   | 3  |                 |  |       |
|      |                         |  |   | 4  |                 |  |       |
|      |                         |  |   | 5  |                 |  |       |
|      |                         |  |   | 6  |                 |  |       |
|      |                         |  |   | 7  |                 |  |       |
|      |                         |  |   | 8  |                 |  |       |
|      |                         |  |   | 9  |                 |  |       |

| FIG. | NOMBRE                | IMAGEN CONJUNTO  | IMAGEN DE PARTES  | Nº | CÓDIGO          | DESCRIPCIÓN                   | CANT. |
|------|-----------------------|--|---|----|-----------------|-------------------------------|-------|
| 39   | TAPA CARTER IZQUIERDO |   |   <br>  <br>   | 1  | ZT4050953006051 | TAPON M30X1.5 ALUMINIO        | 1     |
|      |                       |  |   | 2  | ZT4050956003051 | TAPON M30X1.5 ALUMINIO GRIS   |       |
|      |                       |  |   | 3  | ZT1051453003000 | O-RING 27.4X2.65              | 1     |
|      |                       |  |   | 4  | ZT1040953002093 | TAPON M14X1.5                 | 1     |
|      |                       |  |   | 5  | ZT1051453009000 | O-RING 13X2.8                 | 1     |
|      |                       |  |   | 6  | ZT4050356002000 | TAPA CARTER IZQUIERDO TITANIO | 1     |
|      |                       |  |   | 7  | ZT4050356003051 | TAPA CARTER IZQUIERDO GRIS    |       |
|      |                       |  |   | 8  | ZT1051656005000 | JUNTA TAPA CARTER IZQUIERDA   | 1     |
|      |                       |  |   | 9  | ZT1251112003093 | BULON M6X45                   | 7     |
| 40   | TAPA FILTRO ACEITE    |  |   <br>    | 1  |                 |                               |       |
|      |                       |  |   | 2  | ZT1051466016000 | JUNTA SELLO FILTRO ACEITE     | 1     |
|      |                       |  |   | 3  | ZT4050456006000 | TAPA FILTRO ACEITE TITANIO    | 1     |
|      |                       |  |   | 4  | ZT4050456008051 | TAPA FILTRO ACEITE GRIS       |       |
|      |                       |  |   | 5  | ZT1050868002000 | RESORTE FILTRO ACEITE         | 1     |
|      |                       |  |   | 6  | ZT1051456007000 | O-RING 49X2.5 FILTRO ACEITE   | 1     |
|      |                       |  |   | 7  | ZT4131200002000 | FILTRO ACEITE KIT             | 1     |
|      |                       |  |   | 8  | ZT1251300096000 | TUERCA M6                     | 3     |
|      |                       |  |   | 9  |                 |                               |       |



| FIG. | NOMBRE            | IMAGEN CONJUNTO | IMAGEN DE PARTES | Nº | CÓDIGO          | DESCRIPCIÓN                 | CANT. |
|------|-------------------|-----------------|------------------|----|-----------------|-----------------------------|-------|
| 41   | EMBRAGUE COMPLETO |                 |                  | 1  |                 |                             | 1     |
|      |                   |                 |                  | 2  |                 |                             |       |
|      |                   |                 |                  | 3  |                 |                             |       |
|      |                   |                 |                  | 4  |                 |                             |       |
|      |                   |                 |                  | 5  |                 |                             |       |
|      |                   |                 |                  | 6  |                 |                             |       |
|      |                   |                 |                  | 7  |                 |                             |       |
|      |                   |                 |                  | 8  |                 |                             |       |
|      |                   |                 |                  | 9  |                 |                             |       |
| 42   | EMBRAGUE COMPLETO |                 |                  | 1  | ZT1251700148000 | BUJE CANASTA EMBRAGUE       | 1     |
|      |                   |                 |                  | 2  | ZT1251602001000 | RODMIENTO AGUJA 263124      | 1     |
|      |                   |                 |                  | 3  | ZT1050756008000 | CANASTA EMBRAGUE            | 1     |
|      |                   |                 |                  | 4  | ZT1251500084000 | ARANDELA EMBRAGUE           | 1     |
|      |                   |                 |                  | 5  | ZT1050756028000 | EMBRAGUE COMPLETO S/CANASTA | 1     |
|      |                   |                 |                  | 6  |                 |                             | 1     |
|      |                   |                 |                  | 7  | ZT1251512038000 | ARANDELA 20.2X37X2          | 1     |
|      |                   |                 |                  | 8  | ZT1050756015000 | PERNO DENTADO EMBRAGUE      | 1     |
|      |                   |                 |                  | 9  |                 |                             |       |

| FIG. | NOMBRE              | IMAGEN CONJUNTO | IMAGEN DE PARTES | Nº | CÓDIGO          | DESCRIPCIÓN                          | CANT. |
|------|---------------------|-----------------|------------------|----|-----------------|--------------------------------------|-------|
| 43   | DISCO EMBREGUE KIT  |                 |                  | 1  | ZT1050756049000 | PORTA DISCO EMBRAGUE                 | 1     |
|      |                     |                 |                  | 2  | ZT1050756050000 | DISCOS EMBRAGUE KIT                  | 1     |
|      |                     |                 |                  | 3  |                 |                                      |       |
|      |                     |                 |                  | 4  |                 |                                      |       |
|      |                     |                 |                  | 5  |                 |                                      |       |
|      |                     |                 |                  | 6  |                 |                                      |       |
|      |                     |                 |                  | 7  |                 |                                      |       |
|      |                     |                 |                  | 8  |                 |                                      |       |
|      |                     |                 |                  | 9  |                 |                                      |       |
| 44   | TUERCA M16 EMBRAGUE |                 |                  | 1  | ZT1251311001094 | TUERCA M16X1                         | 1     |
|      |                     |                 |                  | 2  | ZT1251512039000 | ARANDELA 16.2X28X1.5                 | 1     |
|      |                     |                 |                  | 3  | ZT1251514002000 | ARANDELA ANTIVIBRACIÓN 10.3X28X2.4X2 | 1     |
|      |                     |                 |                  | 4  |                 |                                      |       |
|      |                     |                 |                  | 5  |                 |                                      |       |
|      |                     |                 |                  | 6  |                 |                                      |       |
|      |                     |                 |                  | 7  |                 |                                      |       |
|      |                     |                 |                  | 8  |                 |                                      |       |
|      |                     |                 |                  | 9  |                 |                                      |       |

| FIG. | NOMBRE                    | IMAGEN CONJUNTO  | IMAGEN DE PARTES  | Nº | CÓDIGO          | DESCRIPCIÓN            | CANT. |
|------|---------------------------|--|---|----|-----------------|------------------------|-------|
| 45   | BOMBA DE ACEITE           |   |   | 1  | ZT1050856001000 | BOMBA ACEITE COMPLETO  | 1     |
|      |                           |  |   | 2  | ZT1250404004000 | PERNO 19.2X4X10        | 2     |
|      |                           |  |   | 3  | ZT1251112001093 | BULON M6X16            | 3     |
|      |                           |  |   | 4  |                 |                        |       |
|      |                           |  |   | 5  |                 |                        |       |
|      |                           |  |   | 6  |                 |                        |       |
|      |                           |  |   | 7  |                 |                        |       |
|      |                           |  |   | 8  |                 |                        |       |
|      |                           |  |   | 9  |                 |                        |       |
| 46   | ENGRANAJE BOMBA DE ACEITE |  |  | 1  |                 |                        | 1     |
|      |                           |  |   | 2  |                 |                        | 1     |
|      |                           |  |   | 3  |                 |                        | 1     |
|      |                           |  |   | 4  | ZT1050356001000 | ENGRANAJE BOMBA ACEITE | 1     |
|      |                           |  |   | 5  |                 |                        | 1     |
|      |                           |  |   | 6  |                 |                        | 1     |
|      |                           |  |   | 7  |                 |                        | 1     |
|      |                           |  |   | 8  |                 |                        | 1     |
|      |                           |  |   | 9  |                 |                        | 1     |

| FIG. | NOMBRE                     | IMAGEN CONJUNTO | IMAGEN DE PARTES | Nº | CÓDIGO          | DESCRIPCIÓN                  | CANT. |
|------|----------------------------|-----------------|------------------|----|-----------------|------------------------------|-------|
| 47   | SISTEMA DE ARRANQUE        |                 |                  | 1  | ZT1251512025000 | ARANDELA 22.2X40X1           | 2     |
|      |                            |                 |                  | 2  | ZT1051056007000 | ENGRANAJE ARRANQUE           | 1     |
|      |                            |                 |                  | 3  | ZT1251602002000 | RODAMIENTO AGUJA K22X28X23   | 1     |
|      |                            |                 |                  | 4  | ZT1051056004000 | ENGRANAJE DOBLE ARRANQUE     | 1     |
|      |                            |                 |                  | 5  | ZT1051068012000 | EJE ENGRANAJE DOBLE ARRANQUE | 1     |
|      |                            |                 |                  | 6  | ZT1051056005000 | MOTOR DE ARRANQUE            | 1     |
|      |                            |                 |                  | 7  | ZT1251112002093 | BULON M6X30                  | 2     |
|      |                            |                 |                  | 8  |                 |                              |       |
|      |                            |                 |                  | 9  |                 |                              |       |
| 48   | VOLANTE MAGNETICO COMPLETO |                 |                  | 1  | ZT1051056001000 | BOBINA VOLANTE MAGNETICO     | 1     |
|      |                            |                 |                  | 2  | ZT1051056002000 | VOLANTE MAGNETICO            | 1     |
|      |                            |                 |                  | 3  | ZT1051356008000 | PLACA PRESIÓN BOBINA         | 1     |
|      |                            |                 |                  | 4  | ZT1251500041000 | ARANDELA 10.3X20X2           | 1     |
|      |                            |                 |                  | 5  | ZT1251100064094 | BULON M10X45X1.25            | 1     |
|      |                            |                 |                  | 6  | ZT1251201002094 | BULON M6X35                  | 3     |
|      |                            |                 |                  | 7  | ZT1251201001094 | BULON M5X15                  | 2     |
|      |                            |                 |                  | 8  |                 |                              |       |
|      |                            |                 |                  | 9  |                 |                              |       |

| FIG. | NOMBRE                           | IMAGEN CONJUNTO | IMAGEN DE PARTES | Nº | CÓDIGO          | DESCRIPCIÓN                       | CANT. |
|------|----------------------------------|-----------------|------------------|----|-----------------|-----------------------------------|-------|
| 49   | SISTEMA DE DISTRIBUCIÓN          |                 |                  | 1  | ZT1050151023000 | CADENA DISTRIBUCIÓN 6.35X5X96     | 1     |
|      |                                  |                 |                  | 2  |                 |                                   | 1     |
|      |                                  |                 |                  | 3  |                 |                                   | 1     |
|      |                                  |                 |                  | 4  | ZT1051256005000 | TENSOR CADENA DISTRIBUCIÓN        | 1     |
|      |                                  |                 |                  | 5  | ZT1051668006000 | JUNTA TENSOR CADENA               | 1     |
|      |                                  |                 |                  | 6  | ZT1051256002000 | PATIN GUIA CADENA DISTRIBUCIÓN    | 1     |
|      |                                  |                 |                  | 7  | ZT1051256003000 | PLACA PRESIÓN CADENA DISTRIBUCIÓN | 1     |
|      |                                  |                 |                  | 8  | ZT1251100067093 | BULON M6X10                       | 2     |
|      |                                  |                 |                  | 9  | ZT1251100061093 | BULON M6X22                       | 2     |
| 50   | PATIN TENSOR CADENA DISTRIBUCIÓN |                 |                  | 1  | ZT1051256001000 | PATIN TENSOR CADENA DISTRIBUCIÓN  | 1     |
|      |                                  |                 |                  | 2  | ZT1251100165000 | BULON PIVOT M6X16-13.8X8.7        | 1     |
|      |                                  |                 |                  | 3  |                 |                                   |       |
|      |                                  |                 |                  | 4  |                 |                                   |       |
|      |                                  |                 |                  | 5  |                 |                                   |       |
|      |                                  |                 |                  | 6  |                 |                                   |       |
|      |                                  |                 |                  | 7  |                 |                                   |       |
|      |                                  |                 |                  | 8  |                 |                                   |       |
|      |                                  |                 |                  | 9  |                 |                                   |       |

| FIG. | NOMBRE                    | IMAGEN CONJUNTO  | IMAGEN DE PARTES  | Nº | CÓDIGO          | DESCRIPCIÓN               | CANT. |
|------|---------------------------|--|---|----|-----------------|---------------------------|-------|
| 51   | PIÑÓN CADENA DISTRIBUCIÓN |  |  | 1  | ZT1050156002000 | PIÑÓN CADENA DISTRIBUCIÓN | 1     |
|      |                           |  |   | 2  | ZT1251100164093 | BULON PIÑÓN - ARBOL LEVAS | 1     |
|      |                           |  |   | 3  | ZT1050168001000 | PALANCA DE DESCOMPRESIÓN  | 1     |
|      |                           |  |   | 4  |                 |                           |       |
|      |                           |  |   | 5  |                 |                           |       |
|      |                           |  |   | 6  |                 |                           |       |
|      |                           |  |   | 7  |                 |                           |       |
|      |                           |  |   | 8  |                 |                           |       |
|      |                           |  |   | 9  |                 |                           |       |
|      |                           |  |   | 1  |                 |                           |       |
|      |                           |  |   | 2  |                 |                           |       |
|      |                           |  |   | 3  |                 |                           |       |
|      |                           |  |   | 4  |                 |                           |       |
|      |                           |  |   | 5  |                 |                           |       |
|      |                           |  |   | 6  |                 |                           |       |
|      |                           |  |   | 7  |                 |                           |       |
|      |                           |  |   | 8  |                 |                           |       |
|      |                           |  |   | 9  |                 |                           |       |



Jorge Peralta Martínez 2330, Los Troncos del Talar - CP. 1618 (B1608FEH) - Tigre, Buenos Aires, Argentina

 [betamotorargentina](#)

 [www.betamotor.com.ar](http://www.betamotor.com.ar)